

EAST

- Hyndburn
- Ribble Valley
- Burnley
- Pendle
- Rossendale

Secondary School Admissions in East Lancashire 2026/27

This information should be read along with the main booklet
“Admissions to Lancashire Schools - Information for Parents 2026/27”

APPLY ONLINE

www.lancashire.gov.uk/schools

The closing date for applications is
Friday 31 October 2025

lancashire.gov.uk



Definitions

For Voluntary Aided, Foundation, Free Schools and Academies for Admission Purposes

The following terms used throughout this booklet are defined as below, except where individual arrangements spell out a different definition.

Distance

The 'straight line' method of measurement only applies for admission purposes. For transport 'walking routes' are used to determine distance. Explanations of these terms can be found in the main booklet.

Parents/Family Members

A parent is any person who has parental responsibility or care of the child. Where admission arrangements refer to 'parent's attendance at church' it is sufficient for just one parent to attend. 'Family members' include only parents and siblings.

Medical/Social/Welfare

Where schools have a medical/social/welfare admission criterion then this should take into account the circumstances of the child and the family. Please note the Local Authority information in the accompanying admissions booklet.

Looked After and Previously Looked After Children

The School Admissions Code [December 2014] states that within the oversubscription criteria, the highest priority **must** be given to looked after children and children who were looked after but ceased to be so because they were adopted (or became subject to a residence order or special guardianship order).

This includes children who are legally adopted from overseas. Relevant, legal documents must be provided to evidence the adoption.

A 'looked after child' (1) or a child who was previously looked after but immediately after being looked after became subject to an adoption(2) child arrangements order (residency order) (3) or special guardianship order (4) .

(1) A 'looked after child' is a child who is (a) in the care of a local authority, or (b) being provided with accommodation by a local authority in the exercise of their social services functions (see the definition in Section 22(1) of the Children Act 1989) at the time of making an application to a school

(2) This includes children who were adopted under the Adoption Act 1976 (see section 12 adoption orders) and children who were adopted under the Adoption and Childrens Act 2002 (see section 46 adoption orders).

(3) Under the provisions of s.12 of the Children and Families Act 2014, which amend section 8 of the Children Act 1989, residence orders have now been replaced by child arrangements orders.

(4) See Section 14A of the Children Act 1989 which defines a 'special guardianship order' as an order appointing one or more individuals to be a child's special guardian (or special guardians).

Admission Authorities for faith schools may give priority to all looked after children and previously looked after children whether or not of the faith, but they must give priority to looked after children and previously looked after children of the faith before other children of the faith. Where any element of priority is given in relation to children not of the faith they must give priority to looked after children and previously looked after children not of the faith above other children not of the faith.

School Open Evenings	5
Maps of Secondary Schools by Area	
Hyndburn and Ribble Valley	7
Burnley	8
Pendle	9
Rossendale	10
Information about Admissions to Secondary Schools In Hyndburn, Ribble Valley, Burnley, Pendle and Rossendale	11
Admission Policy and Allocation of Places in Community Schools in Hyndburn, Ribble Valley, Burnley, Pendle and Rossendale	12
Update on Faith Commitment and Church Attendance Which Has Been Affected by the Coronavirus - Church of England Schools and Academies	13
Schools in the Hyndburn Area	
<i>Voluntary Aided School:</i>	
Mount Carmel Roman Catholic High School	17
<i>Academies:</i>	
Accrington Academy	21
Hyndburn Academy	15
Rhyddings	16
St Christopher's Church of England High School, Accrington	19
The Hollins	14
Schools in the Ribble Valley Area	
<i>Community School:</i>	
Ribblesdale School	23
<i>Academies:</i>	
Bowland High	22
Clitheroe Royal Grammar School	26
St Augustine's Roman Catholic High School	24
Schools in the Burnley Area	
<i>Academies:</i>	
Blessed Trinity Roman Catholic College	28
<i>Foundation Schools:</i>	
Shuttleworth College	29
Unity College	30
Sir John Thursby College	31
<i>Free School:</i>	
Burnley High School	32

Schools in the Pendle Area	
<i>Community Schools:</i>	
Pendle Vale College	38
<i>Academy:</i>	
Colne Park High School	34
Colne Primet Academy	36
West Craven High School	40
Marsden Heights Community College	33
Saints John Fisher and Thomas More Roman Catholic High School	42
Schools in the Rossendale Area	
<i>Community Schools:</i>	
Alder Grange School	44
Haslingden High School and Sixth Form	46
Whitworth Community High School	47
<i>Academy:</i>	
Bacup and Rawtenstall Grammar School	50
The Valley Leadership Academy	45
All Saints' Catholic High School	48
Atypical Admissions: 14-19 school in Blackburn with Darwen council area	
Darwen Aldridge Enterprise Studio	52
Home to School Transport	53
Application Form	55
Privacy Notice	57
Timetable for Admission to Lancashire Secondary Schools 2026/27	58
Free School Meals	59
When will I hear the outcome of my application?	60

Policies are accurate at time of printing and are subject to change.

Parents are advised to check our website
www.lancashire.gov.uk/schools in case of change.

DATES OF PARENTS' OPEN EVENINGS FOR PUPILS TRANSFERRING TO SECONDARY SCHOOLS IN 2026

Please contact the school(s) for full details. Are you a parent of a child(ren) due to transfer to secondary school in September 2026? If so, you are invited to attend the Open Evenings / Days as follows:

HYNDBURN / RIBBLE VALLEY SECONDARY SCHOOLS

SCHOOL	For further details	PLANNED DATE
Accrington Academy	School website	An event is planned for Wednesday 24 th September 2025. Please check the school website for up-to-date details.
Bowland Academy	School website	An Open Evening is planned for 18 th September from 6.30pm and an open day on 24 th September. Please check the school website for up-to-date details.
Clitheroe Royal Grammar School	School website	An event is planned for Wednesday 2 nd July between 5.30pm – 7.30pm. Please check the school website for up-to-date details.
Mount Carmel RC High School	School website	An Open Evening is planned for 18 th September between 4pm – 7.30pm. Please check the school website for up-to-date details.
The Hyndburn Academy	School website	An event is planned for 1 st October. Please check the school website for up-to-date details.
Rhyddings	School website	An Open Evening is planned for 2 nd October between 4.30pm – 7pm. Please check the school website for up to date details.
Ribblesdale School	School website	An event is planned for 25 th September between 4pm – 7pm. Please check the school website for up-to-date details.
St Christopher's CE High School	School website	An event is planned for Tuesday 30 th September between 6pm – 8pm. Please check the school website for up-to-date details.
St Augustine's RC High School	School website	An event is planned for 2 nd October 2025. Please check the school website for up-to-date details.
The Hollins	School website	An event is planned for Thursday 25 th September. Please check the school website for up-to-date details.

BURNLEY SECONDARY SCHOOLS

SCHOOL	For further details	PLANNED DATE
Blessed Trinity RC College	School website	Please check the school website for up-to-date details.
Shuttleworth Community College	School website	An event is planned for 25 th September 2025 from 5pm. Please check the school website for up-to-date details.
Sir John Thursby Community College	School website	An event is planned for 16 th October 2025. Please check the school website for up-to-date details.
Unity College	School website	Please check the school website for up-to-date details.
Burnley High School	School website	An event is planned for Saturday 18 th October. Please check the school website for up-to-date details.

PENDLE SECONDARY SCHOOLS

SCHOOL	For further details	PLANNED DATE
SS Fisher More RC High School	School website	An event is planned for Thursday 9 th October. Please check the school website for up-to-date details.
Marsden Heights Community College	School website	An event is planned for Wednesday 17 th September. Please check the school website for up-to-date details.
Colne Park High School	School website	Please check the school website for up-to-date details.
Pendle Vale College	School website	An event is planned for Wednesday 1 st October. Please check the school website for up-to-date details.
Colne Primet Academy	School website	An event is planned for Thursday 25 th September 2025. Please check the school website for up-to-date details.
West Craven High School	School website	An event is planned for Thursday 2 nd October 2025 between 6pm - 8pm. Please check the school website for up-to-date details.

ROSSENDALE SECONDARY SCHOOLS

SCHOOL	For further details	PLANNED DATE
Alder Grange School	School website	An event is planned for Thursday 2 nd October 2025. Please check the school website for up-to-date details.
All Saints' Catholic High School	School website	Please check the school website for up-to-date details.
The Valley Leadership Academy	School website	An event is planned for Wednesday 15 th September between 5pm and 7pm. Please check the school website for up-to-date details.
Haslingden High School & Sixth Form	School website	An event is planned for Tuesday 16 th September 2025. Please check the school website for up-to-date details.
Bacup and Rawtenstall Grammar School	School website	An event is planned for Wednesday 17 th September 2025 between 6.30-8.30pm. Please check the school website for up-to-date details.
Whitworth Community High School	School website	An event is planned for Thursday 18 th September 2025 from 5.30pm. Please check the school website for up-to-date details.

**Open Evening details are correct at the time of printing.
Parents are advised to check with the school or in the local press for any changes.**

Secondary Schools in the Hyndburn and Ribble Valley Area

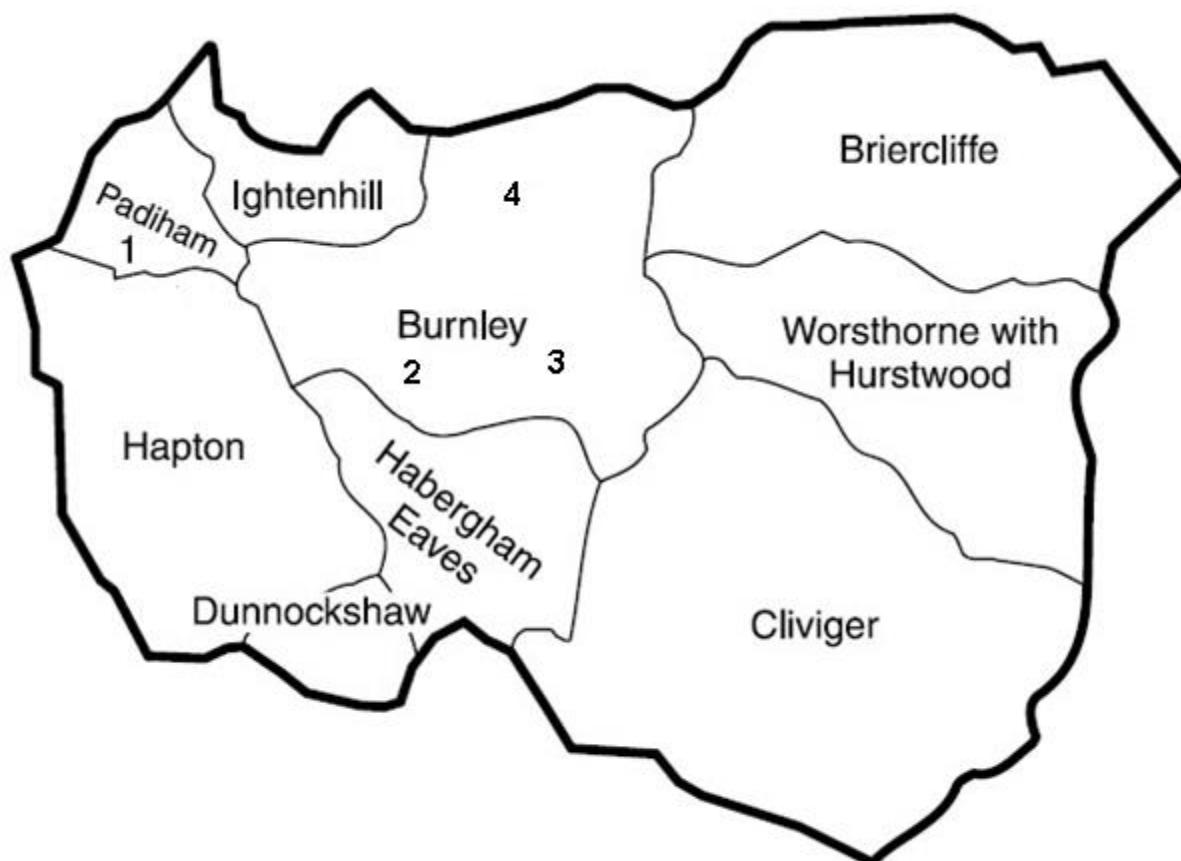
No	School Name	School Type	Page
1.	Hyndburn Academy	Academy	15
2.	The Hollins	Academy	14
3.	Mount Carmel Roman Catholic High School	Voluntary Aided	17
4.	Rhyddings	Academy	16
5.	St Christopher's Church of England High School	Academy	19
6.	Accrington Academy	Academy	21
7.	St Augustine's Roman Catholic High School	Academy	24
8.	Bowland High	Academy	22
9.	Ribblesdale School	Community	23
10.	Clitheroe Royal Grammar School	Academy	26



(This map is for information only and indicates the general location of each secondary school. The map is not a part of the admission arrangements for any school. These are stated under the entry for each school within this booklet).

Secondary Schools in the Burnley Area

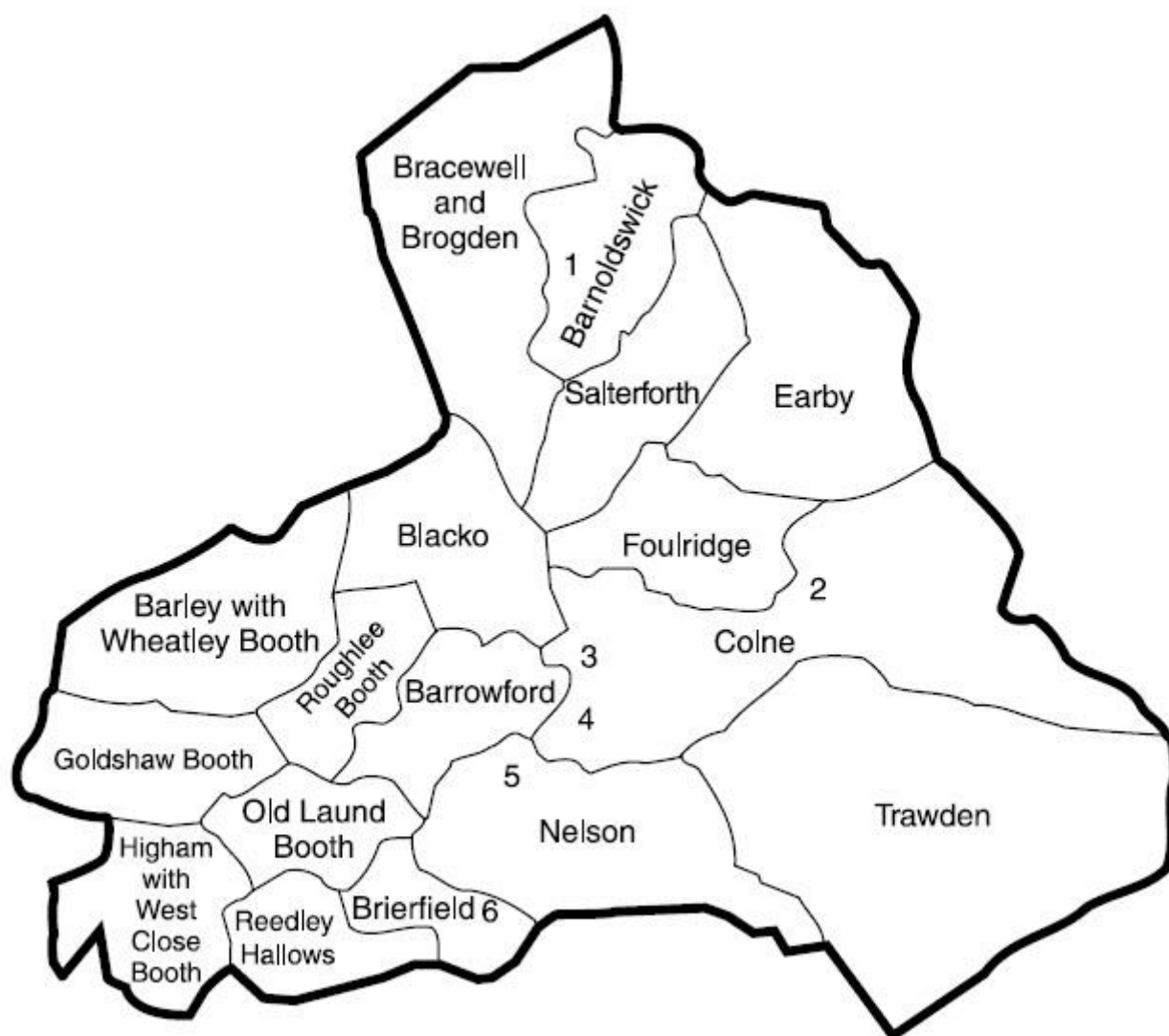
No	School Name	School Type	Page
1.	Shuttleworth College	Foundation	29
2.	Blessed Trinity RC College	Academy	28
3.	Unity College	Foundation	30
4.	Sir John Thursby College	Foundation	31
5.	Burnley High School	Free School	32



(This map is for information only and indicates the general location of each secondary school. The map is not a part of the admission arrangements for any school. These are stated under the entry for each school within this booklet).

Secondary Schools in the Pendle Area

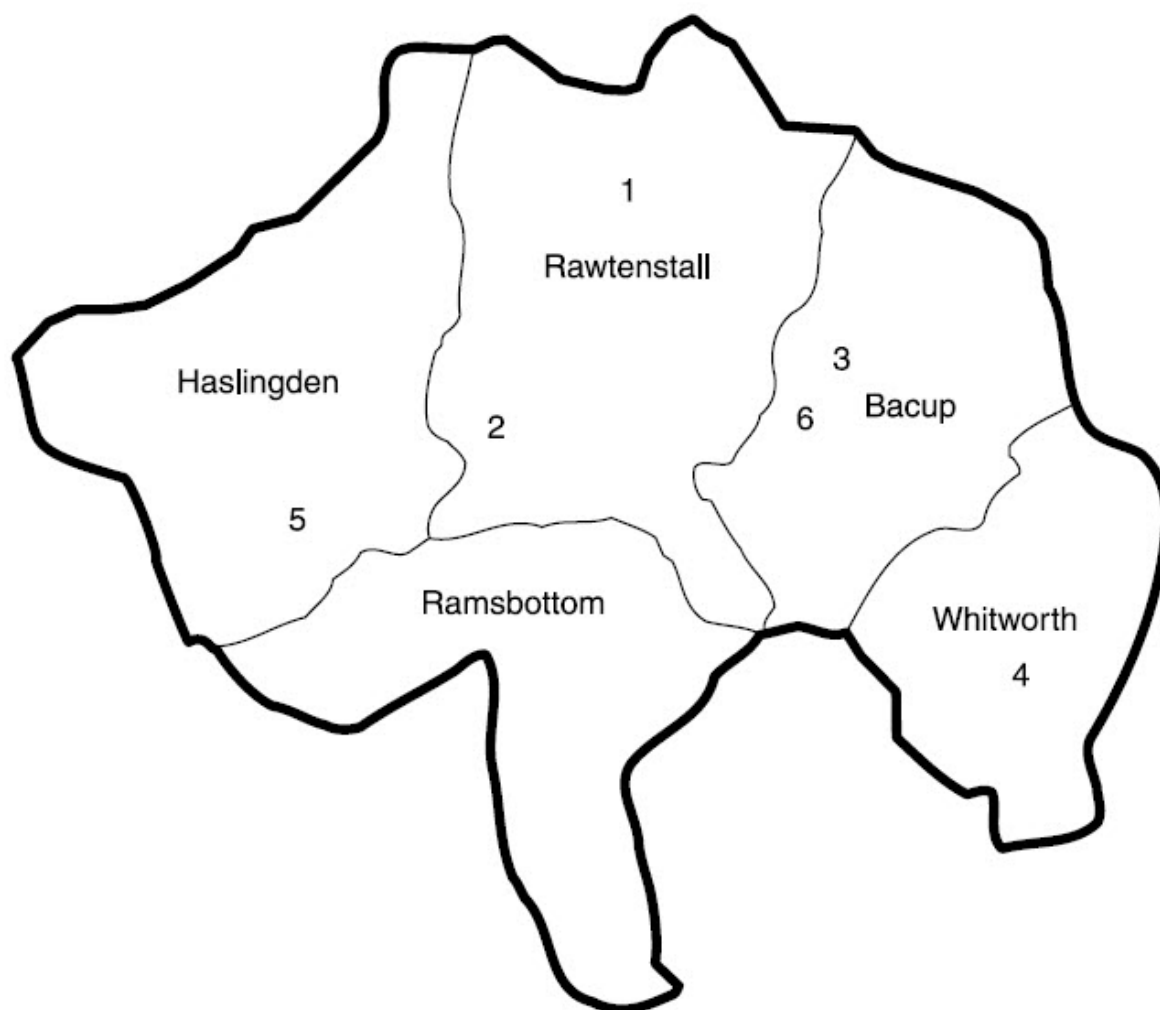
No	School Name	School Type	Page
1.	West Craven High School	Academy	40
2.	Colne Park High School	Academy	34
3.	Colne Primet Academy	Academy	36
4.	Saints John Fisher and Thomas More Roman Catholic High School	Academy	42
5.	Pendle Vale College	Community	38
6.	Marsden Heights Community College	Academy	33



(This map is for information only and indicates the general location of each secondary school. The map is not a part of the admission arrangements for any school. These are stated under the entry for each school within this booklet).

Secondary Schools in the Rossendale Area

No	School Name	School Type	Page
1.	Alder Grange School	Community	44
2.	All Saints' Catholic High School	Academy	48
3.	The Valley Leadership Academy	Academy	45
4.	Whitworth Community High School	Community	47
5.	Haslingden High School and Sixth Form	Community	46
6.	Bacup and Rawtenstall Grammar School	Academy	50



(This map is for information only and indicates the general location of each secondary school. The map is not a part of the admission arrangements for any school. These are stated under the entry for each school within this booklet).

Information about Admission to Secondary Schools in Hyndburn, Ribble Valley, Burnley, Pendle and Rossendale

This information is about secondary schools in Hyndburn, Ribble Valley, Burnley, Pendle and Rossendale. Similar information about other areas is available from Area Education Offices listed on the first page of the booklet "Admissions to Lancashire Schools – Information for Parents". It is quite possible for you to state a preference for schools in different areas. You should, however, only submit one application form.

In this information, you will find brief details about each school including the admission number. This is the number of children who can be offered places at the school in September 2026. Any further information you may need is available if you contact either the schools concerned or the Area Education Office.

About the information provided about each school

You are given the basic details about each school – name, address, Headteacher's name etc, plus the total number of pupils who attend. You will be particularly interested in the number of places available for September 2026 – **the admission number**.

For Voluntary Aided Schools, Foundation Schools and Academies please note that this booklet contains summaries of the policies only. You must approach the school for a copy of their full admissions policy if you are thinking of applying.

For Community and Voluntary Controlled Schools, there is additional information given below the main school details. This refers to the intake of pupils in September 2025. On the left hand side, it states the number of places that were available for that year (the admission number) and the number of preferences that were received for the school.

For Voluntary Aided and Foundation Schools, Free Schools and Academies, similar information is given about the number of preferences expressed. You are also given some details of the admissions policy. This is individual to each school. Details about how the criteria were applied can be requested from the individual school.

Please note that for secondary schools in Lancashire's co-ordinated admission system, information is given about preferences expressed for 2025. Given the variety of Admissions Authorities involved and additional schools outside the co-ordinated system, the figures may need further interpretation for individual schools.

Parents for whom the previous level of application is an important issue are advised to discuss the matter with the Admissions Team at the Area Education Office or with the individual school concerned.

Please see the information on assistance with school travel expenses on page 53 of this supplement.

Admission Policy & Criteria for Community and Voluntary Controlled Schools in Hyndburn, Ribble Valley, Burnley, Pendle & Rossendale districts

An admission number will be published showing the maximum number of pupils that the school will admit in the Autumn Term 2026. Parents are given the opportunity to express three preferences for a secondary school. Published criteria are used to decide which children should be offered the available places. In secondary schools an equal preference system operates, whereby the three parental preferences are given equal status. Each preference will be considered equally against the admissions criteria.

When a secondary school is oversubscribed the following priorities apply in order:

1. Looked after children or a child who was previously looked after, but immediately after being looked after became subject to an adoption, child arrangement order, or special guardianship order or those children who appear to the school to have been in state care outside of England and ceased to be in state care as a result of being adopted, then,
2. Children for whom the Local Authority accepts that there are exceptional medical, social or welfare reasons which are directly relevant to the school concerned. (See note (i) below) then,
3. Children eligible for services premium, then,
4. Children living within the school's geographical priority area with older brothers or sisters attending the school when the younger child will start, (see note iii below).
5. Children living within the school's geographical priority area, then,
6. Children living outside the school's geographical priority area with older brothers or sisters still attending the school when the younger child will start (See note (iii) below) then,
7. Children living outside the school's geographical priority area (see note (iv) below).
8. The distance criterion will be used as the tie breaker if there is oversubscription within any of the admission criteria; it is a straight line (radial) measure.
9. If the Local Authority is unable to distinguish between applicants using the published criteria (eg. siblings, those living the same distance from home to school, or families residing in the same block of flats) places will be offered via a random draw.
10. The distance measure is a straight-line measurement (radial) between the applicant's home address and the address point of the school (co-ordinates provided by ordnance survey data).

Notes

- (i) The medical, social and welfare criterion will consider issues relevant to the child and/or the family. This category may include children without a statement who have special needs.
- (ii) As required by law, all children with a Statement of Special Educational Needs/EHC naming a school will be admitted before the application of the over-subscription criteria. Children who have a statement for special needs have their applications considered separately.
- (iii) Brothers and sisters includes step children, half brothers and sisters, fostered and adopted children living with the same family at the same address (consideration may be given to applying this criterion to full brothers and sisters who reside at different addresses). The priority does not apply to siblings whose brothers and sisters transferred into a sixth form at 16+.
- (iv) A child's permanent address is the one where he/she normally lives and sleeps and goes to school from. Proof of residence may be requested at any time throughout the admission process, (including after a child has accessed a school place).

- (v) The Local Authority will keep waiting lists for all Lancashire schools until 31 August 2026. These are kept in priority order using the school's published admission criteria. From 1 September 2026 for one school term only waiting lists will be retained by individual admission authorities (the Local Authority for community and voluntary controlled schools and individual voluntary aided and trust schools will each retain their own list).
- (vi) Children will not normally be able to start school other than at the beginning of the term unless they have moved into the area or there are exceptional circumstances.
- (vii) Applications for school places which are received late will not necessarily be dealt with at the same time as those received by the set deadline. The reasons for a late application may be requested and where these are not exceptional the relevant admission criteria will be initially applied to all others received on time. The late application will be dealt with after this process.

Application forms received after the published closing date, will only be considered at that time if the following conditions apply:

- (a) if the number of preferences received for the school is below the published admission number or;
- (b) there are extenuating circumstances justifying a late application.

These may include:

- (a) parents moving into the County after the closing date;
- (b) parent/carer illness which required hospitalisation for the major part of the period between the publication of the composite prospectus and the closing date for applications.
- (viii) Where a child lives with one parent for part of the week and another for the rest of the week only one address will be accepted for a school admission application. This will normally be the one where the child wakes up for the majority of school days (Monday to Friday). Proof of residence may be requested at any time throughout the admissions process.
- (ix) the highest priority **must** be given to looked after children¹ and children who were looked after, but ceased to be so because they were adopted² (or became subject to a residence order³ or special guardianship order⁴). Further references to previously looked after children in the Code means children who were adopted (or subject to residence orders or special guardianship orders) immediately following having been looked after. This includes children who are legally adopted from overseas. Relevant legal documents must be provided to evidence the adoption.

The Authority has a duty to co-ordinate admission arrangements for all Lancashire maintained schools. The Authority will ensure that all Lancashire parents whose children are transferring to reception or Year 7 classes, receive the offer of one secondary or primary school place on the agreed date.

In the event that during the period specified for attendance at worship the churches have been closed for public worship and have not provided alternative premises for that worship, the requirements of these admissions arrangements in relation to attendance will only apply to the period when the churches have been available for public worship.

¹ A 'looked after child' is a child who is (a) in the care of a local authority, or (b) being provided with accommodation by a local authority in the exercise of their social services functions (see the definition in section 22(1) of the Children Act 1989).

² Under the terms of the Adoption and Children Act 2002. See section 46 (adoption orders).

³ Under the terms of the Children Act 1989. See section 8 which defines a 'residence order' as an order settling the arrangements to be made as to the person with whom the child is to live.

⁴ See section 14A of the Children Act 1989 which defines a 'special guardianship order' as an order appointing one or more individuals to be a child's special guardian (or special guardians).

The Hollins

The Hollins
Hollins Lane
Accrington BB5 2QY
01254 233500

11-16 Mixed Comprehensive
Head: Mrs S Haydock
Number on Roll January 2025: 802
Admission Number: 158

Information relating to Autumn Term 2025 Year 7 Admissions:

Places available:		158	Initial allocation under each criterion:	
Total parental preferences (considered equally)	1st	164	Education, Health & Care Plan (considered separately)	1
	2nd	156	Looked After Children	2
	3rd	179	Social/Medical/ Welfare	0
			Service Pupil Premium	0
			In GPA with sibling	53
			Children of staff	0
			In GPA and attends Huncoat or West End Primary	7
			In GPA without sibling	63
			Out GPA with sibling	9
			Out GPA no sibling	23
			Total	158
Total preferences received:		499		

SUMMARY OF POLICY ▼ *This is an Academy. Please contact the school for full admission details.*

When our school is oversubscribed, the following priorities apply in order:

1. Looked after children and those who have been previously looked after, but immediately after being looked after became subject to an adoption, child arrangement order, or special guardianship order or those children who appear to the school to have been in state care outside of England and ceased to be in state care as a result of being adopted, then,
2. Children for whom the Trust accepts that there are exceptional medical, social or welfare reasons which are directly relevant to the school concerned, then
3. Children living within the school's geographical priority area with older brothers or sisters attending the school when the younger child will start, then
4. Children living within the school's geographical priority area who attend Huncoat Primary School or West End Primary School, part of the LET Education Trust, then
5. Children of staff working at The Hollins, then,
6. Children living within the school's geographical priority area, then,
7. Children living outside the school's Geographical Priority Area with older brothers or sisters still attending the school when the younger child will start, then,
8. Children living outside the school's geographical priority area who attend Huncoat Primary School, or West End Primary School, part of the LET Education Trust, then,
9. Children living outside the school's geographical priority area below.

Our priority area is Accrington (South) including Baxenden and Huncoat.

The distance criterion will be used as the tie breaker if there is oversubscription within any of the admission criteria: it is a straight line (radial) measure

If the Trust is unable to distinguish between applicants using the published criteria

(e.g., Siblings, those living the same distance from home to school, or families residing in the same block of flats) places will be offered via a random draw.

The distance measure is a straight-line measurement (radial) between the applicant's home address points and the address point of the school (co-ordinates provided by ordnance survey data).

TRANSPORT ▼ Please see *Information for Parents* booklet or <http://www.lancashire.gov.uk/schools>

Parents in any doubt over the distance between home and school for the provision of transport are asked to check with their local Area Education Office. This may be particularly relevant if you live close to a county border.

The Hyndburn Academy

The Hyndburn Academy
Stourton Street
Rishton BB1 4ED
01254 885378

11-16 Mixed Comprehensive /Academy
Head: Miss N Palmer
Number on Roll January 2025: 657
Admission Number: 135

Information relating to Autumn Term 2025 Year 7 Admissions:

Places available:		135
Total parental preferences (considered equally)	1st	115
	2nd	45
	3rd	51
Total preferences received:		211

SUMMARY OF POLICY ▼ *This is an Academy. Please contact the school for full admission details.*

- a) Looked after Children and previously looked after children. This includes children who appear to have been in state care outside of England and ceased to be in state care as a result of being adopted.
- b) Children who have specific medical needs, social needs and special needs where the application is supported by written specific medical advice as to why admission to the Academy is necessary.
- c) Siblings of students who will be attending the Academy on the date when the applicant would be admitted.
- d) Students who have received education within a school that is within the linked learning family federation of schools for United Learning.
- e) Children whose permanent address is closest to the Academy.

The distance will be measured using a straight line from the centre of the Academy to the centre of the applicant's home (co-ordinates provided by ordnance survey data). Where multiple applications have the same address points, a random allocation process will be used to decide who should be allocated the place.

TRANSPORT ▼ Please see *Information for Parents* booklet or <http://www.lancashire.gov.uk/schools>

Parents in any doubt over the distance between home and school for the provision of transport are asked to check with their local Area Education Office. This may be particularly relevant if you live close to a county border.

Rhyddings

Rhyddings

Haworth Street
Oswaldtwistle BB5 3EA
01254 231051

11-16 Mixed Comprehensive
Head: Mr D Lancaster
Number on Roll January 2025: 690
Admission Number: 150

Information relating to Autumn Term 2025 Year 7 Admissions:

Places available:		150	Initial allocation under each criterion:	
Total parental preferences (considered equally)	1st	88	Education Health & Care Plan	3
	2nd	52	Looked After Children	3
	3rd	51	Social/Medical/Welfare	0
			Service Pupil Premium	0
			In GPA with sibling	24
Total preferences received		221	In GPA no sibling	20
			Children of staff	2
			Out GPA with sibling	17
			Out GPA no sibling	19
			LA Allocated	0
			Total	88

SUMMARY OF POLICY ▼ *This is an Academy. Please contact the school for full admission details.*

When our school is oversubscribed, the following priorities apply in order:

1. Looked after children or child who was previously looked after but immediately after being looked after became subject to an adoption, child arrangement order, or special guardianship order or those children who appear to have been in state care outside of England and ceased to be in state care as a result of being adopted, then
2. Children for whom the Trust accepts that there are exceptional medical, social or welfare reasons which are directly relevant to the school concerned, then,
3. Children living within the school's geographical priority area with older brothers or sisters attending the school when the younger child will start, then,
4. Children living within the school's geographical priority area who attend West End Primary School or Huncoat Primary School, part of the LET Education Trust, then,
5. Children of staff working at Rhyddings, then,
6. Children living within the school's geographical priority area, then,
7. Children living outside the school's geographical priority area with older brothers or sisters still attending the school when the younger child will start, then,
8. Children living outside the school's Geographical Priority Area who attend West End Primary School or Huncoat Primary School, part of the LET Education Trust, then,
9. Children living outside the school's geographical priority area below.

Our priority area is Oswaldtwistle including Belthorn and Knuzden, Church and Accrington (West)

Tie Break

The distance criterion will be used as the tie breaker if there is oversubscription within any of the admission criteria: it is a straight line (radial) measure

If the Trust is unable to distinguish between applicants using the published criteria (e.g., Siblings, those living the same distance from home to school, or families residing in the same block of flats) places will be offered via a random draw.

The distance measure is a straight-line measurement (radial) between the applicant's home address points and the address point of the school (co-ordinates provided by ordnance survey data).

TRANSPORT ▼ Please see *Information for Parents* booklet or <http://www.lancashire.gov.uk/schools>

Parents in any doubt over the distance between home and school for the provision of transport are asked to check with their local Area Education Office. This may be particularly relevant if you live close to a county border.

Mount Carmel Roman Catholic High School

Mount Carmel Roman Catholic High School

Wordsworth Road
Accrington BB5 0LU
01254 233458

11-16 Mixed Comprehensive

Head: Mr X Bowers

Number on Roll January 2025: 798

Admission Number: 162

Information relating to Autumn Term 2025 Year 7 Admissions:

Total parental preferences (considered equally)	1st	153
	2nd	102
	3rd	109
Total preferences received:		364

This is a Voluntary Aided school. *Please contact the school for full admission details.*

SUMMARY OF POLICY ▼

THE CRITERIA

The Governors have a duty to admit children with statements of Special Educational Needs which name Mount Carmel RC High School.

Where the school receives more applications than there are places available, the governing body will offer places using the following priority order:

1. Looked after children or a child who was previously looked after, but immediately after being looked after became subject to an adoption, child arrangement order, or special guardianship order or those children who appear to the school to have been in state care outside of England and ceased to be in state care as a result of being adopted, then
2. a) Baptised Catholic pupils (refer to box a)
b) other pupils who attend a partner Catholic school (refer to box b)
3. pupils attending one of the 'Oswaldtwistle & Church Cluster' schools (refer to box c)
4. pupils who attend a Christian faith primary school (refer to box d)
5. a pupil who has a sibling who would be concurrently on roll at the school
6. any other pupil

a. BAPTISED CATHOLIC PUPILS

Send a copy of the pupil's baptismal certificate to Mount Carmel RC High School, Wordsworth Road, Accrington, BB5 0LU in an envelope marked 'Pupil Admissions' or hand in to the school office.

b. PARTNER CATHOLIC SCHOOLS

- St Anne's & St Joseph's Accrington
- St Mary's Clayton-Le-Moors
- St Mary's Oswaldtwistle
- St Oswald's Accrington
- Sacred Heart Accrington

c. OSWALDTWISTLE & CHURCH CLUSTER' SCHOOLS

- St Andrew's CE Primary
- Green Haworth CE Primary
- Hippings Methodist Primary
- Knuzden St Oswald's CE Primary
- Moor End
- St Nicholas CE Primary
- St Paul's CE Primary
- St Peter's CE Primary
- West End

d. CHRISTIAN FAITH PRIMARY SCHOOLS

- All Saints CE Primary
- Altham St James CE Primary
- Baxenden St John's CE Primary
- Benjamin Hargreaves CE Primary
- St John's with St Augustine's CE Primary
- St Mary Magdalen's CE Primary
- Other Christian faith schools

(Continued on next page)

Tie Break

Where there are more applicants for the available places within a category, then the distance between the Ordnance Survey address points for the school and the home measured in a straight line will be used as the final determining factor, nearer addresses having priority over more distant ones. This address point is within the body of the property and usually located at its centre. Where the cut-off point is for addresses within the same building, then the single measure between address points will apply and the Local Authority's system of a random draw will determine which address(es) receive the offer(s).

St Christopher's Church of England High School

St Christopher's Church of England High School

Queens Road West
Accrington BB5 4AY
01254 232992

businessmanager@st-christophers.org

11-18 Mixed Comprehensive

Head: Mr R Jones

Number on Roll January 2025: 1005

Admission Number: 195

Information relating to Autumn Term 2025 Year 7 Admissions:

Total parental preferences (considered equally)	1st	199
	2nd	301
	3rd	283
Total preferences received:		783

This is an Academy.

Please contact the academy for full admission details.

SUMMARY OF POLICY ▼

1. (a) **Children in public care and previously looked after children, including those adopted from overseas.** This criteria includes looked after children and all previously looked after children who appear (to the admission authority) to have been in state care outside of England and ceased to be in state care as a result of being adopted

- (b) **Children with special medical or social circumstances affecting the child where these needs can only be met at this school.**

Professional supporting evidence from a professional, e.g., a doctor, psychologist, social worker, is essential if admission is to be made under the criterion for special medical or social circumstances, and such evidence must set out the particular reasons why St Christopher's is the most suitable school and the difficulties which would be caused if the child had to attend another school. Evidence required by 31 October 2025.

2. **Children who have attended All Saints Church of England Primary School, Clayton le Moors, or St James's Church of England Primary School, Altham, for the previous year, i.e., the whole of Year 5.**

A maximum of 28 pupils will be admitted under this criterion.

- (a) Children of staff of St Christopher's

Staff children are defined as the children of staff (teaching and non-teaching) who have been employed in the school for the whole of the two years prior to the closing date for applications.

- (b) Children who already have a sibling in St Christopher's.

Siblings are defined as full brother and sister, step, half, foster and adopted brothers and sisters living at the same address, who are pupils at St Christopher's at the time of transfer.

- (c) Other Children

3. **Children with a parent/guardian who worships in a Church which is in full membership of Churches Together in England or the Evangelical Alliance or the Northwest Partnership.**

The lists of Churches can be found on the Churches Together in England website at cte.org.uk, and for the Evangelical Alliance at eauk.org; and for the Northwest Partnership at northwestpartnership.com; lists are taken as on 1st September 2025. Churches in membership of the equivalent bodies to CTE in Northern Ireland, Scotland and Wales are equally accepted.

- (a) Children with a parent who has a worship attendance of **four times a month for the two years** leading up to 1st September 2025.

- (i) The children of staff

Staff children are defined as the children of staff (teaching and non-teaching) who have been employed in the school for the whole of the two years prior to the closing date for applications.

- (ii) Children who already have a sibling in the school.

Siblings are defined as full brother and sister (including those who live apart), step, half, foster and adopted brothers and sisters living at the same address, who are pupils at St Christopher's at the time of transfer.

- (iii) Other children.

- (b) Children with a parent who has a worship attendance of **three times a month for the two years** leading up to 1st September 2025.

- (i) The children of staff

Staff children are defined as the children of staff (teaching and non-teaching) who have been employed in the school for the whole of the two years prior to the closing date for applications.

- (ii) Children who already have a sibling in the school.

Siblings are defined as full brother and sister, step, half, foster and adopted brothers and sisters living at the same address, who are pupils at St Christopher's at the time of transfer.

(Continued on next page)

(iii) Other children.

- (c) Children with a parent who has a worship attendance of **twice a month for the two years** leading up to 1st September 2025.

(i) The children of staff

Staff children are defined as the children of staff (teaching and non-teaching) who have been employed in the school for the whole of the two years prior to the closing date for applications.

(ii) Children who already have a sibling in the school.

Siblings are defined as full brother and sister, step, half, foster and adopted brothers and sisters living at the same address, who are pupils at St Christopher's at the time of transfer.

(iii) Other children.

- (d) Children with a parent who has a worship attendance of **once a month for the two years** leading up to 1st September 2025.

(i) The children of staff

Staff children are defined as the children of staff (teaching and non-teaching) who have been employed in the school for the whole of the two years prior to the closing date for applications.

(ii) Children who already have a sibling in the school.

Siblings are defined as full brother and sister, step, half, foster and adopted brothers and sisters living at the same address, who are pupils at St Christopher's at the time of transfer.

(iii) Other children.

- (e) Children with a parent who has a worship attendance which is **less than once a month for the two years** leading up to 1st September 2025.

(i) The children of staff

Staff children are defined as the children of staff (teaching and non-teaching) who have been employed in the school for the whole of the two years prior to the closing date for applications.

(ii) Children who already have a sibling in the school.

Siblings are defined as full brother and sister, step, half, foster and adopted brothers and sisters living at the same address, who are pupils at St Christopher's at the time of transfer.

(iii) Other children.

4. Other children

(i) The children of staff

Staff children are defined as the children of staff (teaching and non-teaching) who have been employed in the school for the whole of the two years prior to the closing date for applications.

(ii) Children who already have a sibling in the school.

Siblings are defined as full brother and sister, step, half, foster and adopted brothers and sisters living at the same address, who are pupils at St Christopher's at the time of transfer.

(iii) Other children.

Where there are more applicants for the available places within a category, then the distance between the Ordnance Survey address points for the school and the home measured in a straight line will be used as the final determining factor, nearer addresses having priority over more distant ones. This address point is within the body of the property and usually located at its centre. Where the cut-off point is for addresses within the same building, then the single measure between address points will apply and the Local Authority's system of a random draw will determine which address(es) receive the offer(s). In all cases, home is defined as the place where the child wakes up for the majority of Monday to Friday mornings.

TRANSPORT ▼ Please see *Information for Parents* booklet or <http://www.lancashire.gov.uk/schools>

Parents in any doubt over the distance between home and school for the provision of transport are asked to check with their local Area Education Office. This may be particularly relevant if you live close to a county border.

Accrington Academy

Accrington Academy
Queens Road West
Accrington BB5 4FF
01254 304300

11-18 Mixed Comprehensive
Head of School: Mr J Peel
Number on Roll January 2025: 966
Admission Number: 200

Information relating to Autumn Term 2025 Year 7 Admissions:

Total parental preferences (considered equally)	1st	180
	2nd	167
	3rd	175
Total preferences received:		522

This is an Academy.

Please contact the academy for full admission details.

SUMMARY OF POLICY ▼

Category 1 – Looked after children or a child who was previously looked after, but immediately after being looked after became subject to an adoption, child arrangement order, or special guardianship order or those children who appear to the school to have been in state care outside of England and ceased to be in state care as a result of being adopted.

Category 2 – Children who have specific medical needs, social needs and special needs where the application is supported by written specific medical evidence as to why admission to the Academy is necessary

Category 3 – Children who have an older sister or brother at Accrington Academy at point of admission into the Academy - the priority only applies to students who joined in years 7-11, not 6th form.

Category 4 – Children who have received an education within Peel Park Primary School and Mount Pleasant Primary school which are both within the linked learning family federation of schools for Accrington Academy

Category 5 – Children with a parent employed by Accrington Academy on a permanent, teaching or support staff contract either on a full-time or part-time basis for at least two years prior to 1st September in the year of application.

Category 6 – Distance from the applicant's home address to the Academy. The distance measurement will be calculated using a Geographical Information System in a straight line from the centre of the Academy to the centre of the applicant's home in accordance with the definition below. The applicants will be ranked nearest to furthest.

Tie Breaker

The distance measure is a straight-line measurement (radial) between the applicant's home address points and the address point of the school (co-ordinates provided by Ordnance Survey data). A child's permanent address is where he or she normally lives and sleeps and goes to school from.

If there are insufficient places to accommodate all applicants and after using all the tie break criteria applicants for the final place(s) cannot be split the remaining place(s) will be allocated using a random allocation process. The process will be electronically administered through the Multi Academy Chain (United Learning) IT system in use at this time and ratified by the governing body.

TRANSPORT (YEARS 7-11) ▼ Please see *Information for Parents* booklet or <http://www.lancashire.gov.uk/schools>

Parents in any doubt over the distance between home and school for the provision of transport are asked to check with their local Area Education Office. This may be particularly relevant if you live close to a county border.

Bowland High School

Bowland High School
Riversmead
Grindleton
Clitheroe BB7 4QS
01200 441374

11-16 Mixed Comprehensive
Head: Mrs L Fielden
Number on Roll January 2025: 615
Admission Number: 140

Information relating to Autumn Term 2025 Year 7 Admissions:

Total parental preferences (considered equally)	1st	158
	2nd	185
	3rd	120
Total preferences received:		463

This is an Academy.

Please contact the academy for full admission details.

SUMMARY OF POLICY ▼

- Looked after children or a child who was previously looked after but immediately after being looked after became subject to an adoption, child arrangement order, or special guardianship order or those children who appear to the school to have been in state care outside of England and ceased to be in state care as a result of being adopted, then
- Children who have exceptionally strong medical, social or welfare reasons for admission associated with the child and/or family which are directly relevant to the school concerned, then
- Children living in the school's geographical priority area who will have a sibling in attendance at the school at the time of transfer, then
- Children living within the school's geographical priority area, then
- Children of current employees of the school who have had a permanent contract for at least two years prior to the admissions deadline or with immediate effect if the member of staff is recruited to fill a post for which there is a demonstrable skills shortage, then
- Children living outside of the school's geographical priority area who will have a sibling in attendance at the school at the time of transfer, then
- Children living outside of the school's geographical priority area.

Tie Breaker

The distance criterion which will be used as the tie breaker if there is oversubscription within any of the admission criteria is a straight line (radial) measure. If the Local Authority is unable to distinguish between applicants using the published criteria (e.g., twins or same block of flats) places will be offered via a random draw. The distance measure is a straight line (radial) measure centre of building [home] to centre of building [school].

GEOGRAPHICAL PRIORITY AREA ▼

The above school's priority area is Bashall Eaves, Bolton-by-Bowland, Bowland Forest Low, Bowland Forest High, Bowland with Leagram, Chatburn, Downham, Dunsop Bridge, Easington, Gisburn, Gisburn Forest, Great Mitton, Grindleton, Horton, Middop, Newsholme, Newton, Paythorne, Rimington, Sawley, Slaidburn, Twiston, Waddington and West Bradford.

Parents should note that the school does have pupils on roll who live outside the stated priority area. Details of admissions are available from the school.

TRANSPORT ▼ Please see *Information for Parents* booklet or <http://www.lancashire.gov.uk/schools>

Parents in any doubt over the distance between home and school for the provision of transport are asked to check with their local Area Education Office. This may be particularly relevant if you live close to a county border.

Ribblesdale School

Ribblesdale School
Queen's Road
Clitheroe, BB7 1EJ
01200 422563

4-16 Mixed Comprehensive through school
Head: Mrs A-M Horrocks
Head of School: Mr P Edge
Number on Roll January 2025: 1366
Admission Number: 285

Information relating to Autumn Term 2025 Year 7 Admissions:

Places available:		285	Initial allocation under each criterion:	
Total parental preferences (considered equally)	1st	272	Education Health & Care Plan	1
	2nd	301	Looked After Children	3
	3rd	181	Social/Medical/Welfare	0
			Services Pupil Premium	0
Total preferences received:			In GPA with sibling	64
			In GPA no sibling	144
			Out GPA with sibling	18
			Out GPA no sibling	55
		754	LA Allocated	0
			Total	285

SUMMARY OF POLICY ▼ *This is a Community School.*

1. Looked after children or a child who was previously looked after, but immediately after being looked after became subject to an adoption, child arrangement order, or special guardianship order or those children who appear to the school to have been in state care outside of England and ceased to be in state care as a result of being adopted, then,
2. Children for whom the Local Authority accepts that there are exceptional medical, social or welfare reasons which are directly relevant to the school concerned, then,
3. Children eligible for services premium, then,
4. Children living within the school's geographical priority area with older brothers or sisters attending the school when the younger child will start, then,
5. Children living within the school's geographical priority area, then,
6. Children living outside the school's geographical priority area with older brothers or sisters still attending the school when the younger child will start, then
7. Children living outside the school's geographical priority area.

The distance criterion will be used as the tie breaker if there is oversubscription within any of the admission criteria; it is a straight line (radial) measure.

If the Local Authority is unable to distinguish between applicants using the published criteria (eg. siblings, those living the same distance from home to school, or families residing in the same block of flats) places will be offered via a random draw.

The distance measure is a straight-line measurement (radial) between the applicant's home address and the address point of the school (co-ordinates provided by ordnance survey data).

GEOGRAPHICAL PRIORITY AREA ▼

The above school's priority area is Clitheroe, Worston, Pendleton, Mearley, Whalley, Wiswell, Mitton, Read, Sabden, Simonstone, Aughton, Bailey and Chaigley, Billington, Dinckley, Balderstone, Clayton-le-Dale, Mellor, Osbaldeston, Ramsgreave, Salesbury, Wilpshire, Barrow, Stonyhurst, Brockhall Village, Hurst Green, Langho, Ribchester, Higham, Goldshaw Booth and Barley with Wheatley, (West of Barley Lane), Fence and Old Laund Booth.

Parents should note that the above school does have pupils on roll who live outside the stated priority area. Details of admissions are available from the school. Please note that from September 2023, Ribblesdale became a through school, welcoming children from the age of 4 – 16.

TRANSPORT ▼ Please see *Information for Parents* booklet or <http://www.lancashire.gov.uk/schools>

Parents in any doubt over the distance between home and school for the provision of transport are asked to check with their local Area Education Office. This may be particularly relevant if you live close to a county border.

St Augustine's Roman Catholic High School

St Augustine's Roman Catholic High School

Elker Lane
Billington
Clitheroe BB7 9JA
01254 823362

11-16 Mixed Comprehensive

Head: Mrs C Hunt

Number on Roll January 2025: 1130

Admission Number: 240

This is an Academy. Please contact the school for full admission details.

Information relating to Autumn Term 2025 Year 7 Admissions:

Total parental preferences (considered equally)	1st	203
	2nd	174
	3rd	224
Total preferences received:		601

SUMMARY OF POLICY ▼

1. A baptised Catholic 'looked after child' or a baptised Catholic child who was previously looked after but immediately after being looked after became subject to an adoption, child arrangements or special guardianship order, including those who appear to this admission authority to have been in state care outside of England and ceased to be in state care as a result of being adopted.
2. Baptised Catholic children who have a sibling in the school at the time of application and admission.
3. Baptised Catholic children from the Primary Schools listed at the end of the policy.
4. Other baptised Catholic children.
5. A 'looked after child' or a child who was previously looked after but immediately after being looked after became subject to an adoption, child arrangements or special guardianship order, including those who appear to this admission authority to have been in state care outside of England and ceased to be in state care as a result of being adopted.
6. Non-Catholic children who have a sibling in the school at the time of application and admission.
7. Children with a parent or carer who has been employed at the school for a minimum of two years prior to the closing date for applications.
8. Non-Catholic children from the Primary Schools listed at the end of the policy.
9. Children with a parent/carers who regularly worships in a church which is in full membership of Churches Together in England or the Evangelical Alliance. Confirmation in writing from an appropriate Minister of Religion is required as evidence.
10. Non-Catholic children attending any other Catholic school.
11. Any Other Pupils.

Distance Measurement

The distance criterion will be used as the tie breaker if there is oversubscription within any of the admission criteria; it is a straight line (radial) measure.

If Governors are unable to distinguish between applicants using the published criteria (eg. Siblings, those living the same distance from home to school, or families residing in the same block of flats) places will be offered via a random draw.

The distance measure is a straight-line measurement (radial) between the applicant's home address points and the address point of the school (co-ordinates provided by ordnance survey data).

In a very few cases, it may not be possible to decide between the applications of those pupils who are the final qualifiers (e.g. children who live at the same address or have the same distance measurement). In this exceptional situation, places will be offered via a random draw.

(Continued on next page)

Associated Primary Schools

Ss Michael and John RC Primary, Clitheroe
St Mary's RC Primary, Langho
St Mary's RC Primary, Osbaldeston
St Mary's RC Primary, Sabden
St Wulstan's RC Primary, Gt Harwood

St Charles' RC Primary, Rishton
St John the Baptist RC Primary, Padiham
Our Lady and St Hubert's RC Primary, Gt Harwood
Thorneyholme RC Primary, Dunsop Bridge
St Joseph's RC Primary, Hurst Green

TRANSPORT ▼ Please see *Information for Parents* booklet or <http://www.lancashire.gov.uk/schools>

Parents in any doubt over the distance between home and school for the provision of transport are asked to check with their local Area Education Office. This may be particularly relevant if you live close to a county border.

Clitheroe Royal Grammar School

Clitheroe Royal Grammar School
Chatburn Road
Clitheroe BB7 2BA
01200 423379

11-18 Mixed Grammar
Head: Mr J M Keulemans
Number on Roll January 2025: 810
(Including sixth form)
Admission Number: 180

Information relating to Autumn Term 2025 Year 7 Admissions:

Total parental preferences (considered equally)	1st	222
	2nd	83
	3rd	133
Total preferences received:		438

SUMMARY OF POLICY ▼ This is an Academy. *Please contact the academy for full admission details.*

Admission Criteria and Oversubscription

Once the tests have been marked parents/carers will be informed whether their child has reached the required standard. Pupils will need to show that they have the ability to benefit from the education provision of the school by reaching the required standard, although this will not guarantee a place if the number of pupils achieving this score exceeds the number of places available.

The school will not distinguish between candidates on grounds of sex, race, nationality, national origin, ethnic origin, disability, faith or denominational background.

Candidates reaching the required standard who have a current Education, Health and Care Plan (EHCP) naming Clitheroe Royal Grammar School on the EHCP will be offered a place.

Clitheroe Royal Grammar School has a planned admission number for each year of 180. If the number of applicants reaching the required standard is less than 180, then all of these applicants will be deemed 'eligible'.

If the number reaching the required standard is greater than 180 and the school is therefore over-subscribed, then the school will rank the applicants who have reached the required standard according to the following admissions priority criteria:

- 1) Looked after children or a child who was previously looked after, but immediately after being looked after became subject to an adoption, child arrangement order, or a special guardianship order or those children who appear to the school to have been in state care outside of England and ceased to be in state care as a result of being adopted.
- 2) Candidates whose permanent residence is within the immediate catchment area and who qualify for Pupil Premium* funding at the time of registering to take the Entrance Examination
- 3) Candidates whose permanent residence is within the immediate catchment area
- 4) Candidates whose permanent residence is within the wider catchment area and who qualify for Pupil Premium* funding at the time of registering to take the Entrance Examination.
- 5) Candidates whose permanent residence is within the wider catchment area.
- 6) Candidates whose permanent residence is outside the catchment area and who qualify for Pupil Premium* funding at the time of registering to take the Entrance Examination.
- 7) Candidates whose permanent residence is outside the catchment area.

Candidates within over-subscription categories 2 - 7 will be ranked according to ability as demonstrated in the testing process.

In the event of equal scores within the over-subscription categories 2 - 7, the final determining factor will be the proximity of the child to the school, i.e.

Nearest will be defined in terms of straight-line distance between the candidate's home front door and the front entrance of the school; the Chatburn Road site in the case of applicants to years 7 to 11. In the event of a tied distance measurement between address points, the Local Authority's system of a random draw will determine which address(es) receive the offer(s).

It is important that parents understand that the system of allocation of school places by the Local Authority (LA) will mean that if, after applying the admissions criteria, a child appears on the eligible list of their first preference school, then this is the place that will be offered. A candidate with Clitheroe Royal Grammar School as a second or third preference, even if they have reached the required standard, cannot be offered a place if they are eligible for a school for which a higher preference has been indicated on the LA Common Application Form.

Clitheroe Royal Grammar School's Immediate Catchment Area

The catchment area consists of the following Civil Parishes of the Borough of Ribbles Valley:

Aighton, Bailey and Chaigley; Balderstone; Bashall Eaves; Billington and Langho; Bolton by Bowland; Bowland Forest High; Bowland Forest Low; Bowland with Leagram; Chatburn; Clayton-le-Dale; Clitheroe; Dinckley; Downham; Easington; Gisburn; Gisburn Forest; Great Mitton; Grindleton; Horton; Little Mitton; Mearley; Mellor; Middop; Newsholme; Newton; Osbaldeston; Paythorne; Pendleton; Ramsgreave; Read; Rimington; Sabden; Salesbury; Sawley; Simonstone; Slaidburn; Twiston; Waddington; West Bradford; Whalley; Wilpshire; Wiswell and Barrow; Worston.

A map of the catchment area is available in the Clitheroe Royal Grammar School Admissions Policy on the website or from the school.

Please note that if your address includes the name of a Civil Parish, it does not necessarily mean that you reside in the catchment area. Parents should check this very carefully and contact the school if they are unsure.

TRANSPORT ▼ Please see *Information for Parents* booklet or <http://www.lancashire.gov.uk/schools>

Parents in any doubt over the distance between home and school for the provision of transport are asked to check with their local Area Education Office. This may be particularly relevant if you live close to a county border.

Blessed Trinity Roman Catholic College

Blessed Trinity Roman Catholic College

Ormerod Road
Burnley BB10 3AA
01282 506200

11-16 Mixed Comprehensive
Head: Mrs D Williams
Number on Roll January 2025: 1276
Admission Number: 250

Information relating to Autumn Term 2025 Year 7 Admissions:

Total parental preferences (considered equally)	1st	271
	2nd	358
	3rd	223
Total preferences received:		852

This is an Academy. Please contact the school for full admission details.

Parents are requested to complete the school's own admission form (S.I.F.) as well as the Local Authority's form when applying for a place at the school.

SUMMARY OF POLICY ▼

1. A baptised Catholic 'looked after child' or a baptised Catholic child who was previously looked after but immediately after being looked after became subject to an adoption, child arrangements or special guardianship order, including those who appear to this admission authority to have been in state care outside of England and ceased to be in state care as a result of being adopted.
2. Baptised Catholic children who have a sibling in the school at the time of application and admission.
3. Baptised Catholic children from the Primary Schools listed below.
4. Other baptised Catholic children.
5. A 'looked after child' or a child who was previously looked after but immediately after being looked after became subject to an adoption, child arrangements or special guardianship order, including those who appear to this admission authority to have been in state care outside of England and ceased to be in state care as a result of being adopted.
6. Non-Catholic children who have a sibling in the school at the time of application and admission.
7. Children with a parent or carer who has been employed at the school for a minimum of two years prior to the closing date for applications.
8. Non Catholic children from the Primary Schools listed below.
9. Children with a parent/carers who regularly worships in a church which is in full membership of Churches Together in England or the Evangelical Alliance. Confirmation in writing from an appropriate Minister of Religion is required as evidence.
10. Non Catholic children attending any other Catholic school.
11. Any Other Pupils.

Partner Primary Schools:

- Christ the King, Burnley
- St Augustine of Canterbury, Burnley
- St John the Baptist, Burnley
- St John the Baptist, Padiham
- St Mary, Burnley
- St Mary Magdalene, Burnley
- St Joseph, Todmorden (Calderdale Local Authority)

Tie breaker

The distance criterion will be used as the tie breaker if there is oversubscription within any of the admission criteria; it is a straight line (radial) measure.

If Governors are unable to distinguish between applicants using the published criteria (eg. Siblings, those living the same distance from home to school, or families residing in the same block of flats) places will be offered via a random draw.

The distance measure is a straight-line measurement (radial) between the applicant's home address points and the address point of the school (co-ordinates provided by ordnance survey data).

TRANSPORT ▼ Please see *Information for Parents* booklet or <http://www.lancashire.gov.uk/schools>

Parents in any doubt over the distance between home and school for the provision of transport are asked to check with their local Area Education Office. This may be particularly relevant if you live close to a county border.

Shuttleworth College

Shuttleworth College
Burnley Road
Padiham BB12 8ST
01282 682300

11-16 Mixed Comprehensive
Head: Mrs R England
Number on Roll January 2025: 1080
Admission Number: 200

Information relating to Autumn Term 2025 Year 7 Admissions:

Total parental preferences (considered equally)	1st	229
	2nd	132
	3rd	84
Total preferences received:		445

This is a Foundation School which follows the Local Authority's policy and procedures on admissions.

Please contact the school for full admission details.

SUMMARY OF POLICY ▼

1. Looked after children or a child who was previously looked after, but immediately after being looked after became subject to an adoption, child arrangement order, or special guardianship order or those children who appear to the school to have been in state care outside of England and ceased to be in state care as a result of being adopted; then
2. Children for whom the college accepts that there are exceptional medical, social or welfare reasons which are directly relevant to the college; then
3. Children living within the college's geographical priority area with older brothers or sisters attending the college when the younger child will start.

GEOGRAPHICAL PRIORITY AREA

The perimeter of the priority area to the north and west is the border with Ribbles Valley and Hyndburn.

The area includes all residential addresses above a line running eastwards (and within the perimeters of this priority area) from the western border with Hyndburn across the A6068 and following the centre of a link road to the works just north of the Leeds and Liverpool Canal. The perimeter then follows the railway line northwest and turns eastwards above Low Bank and Printers Fold to join with Scott Street to the A671, Padiham Road and goes down the centre of Padiham Road to the M65. The perimeter then cuts across the M65 and follows the railway line up to the Stoneyholme area until adjacent with the two schools just above March Street. It then turns west to the M65 and follows the motorway to the Burnley border.

4. Children living within the college's geographical priority area; then
5. Children living outside the college's geographical priority area with older brothers or sisters still attending the college when the younger child will start; then
6. Children living outside the college's geographical priority area.

The distance criterion which will be used as the tie breaker if there is oversubscription within any of the admission criteria is a straight line (radial) measure. If the college is unable to distinguish between applicants using the published criteria (e.g. twins or same block of flats) places will be offered via a random draw. The distance measure is a straight line (radial) measure from the centre of the college building to centre of the house or accommodation that the child resides in.

TRANSPORT ▼ Please see *Information for Parents* booklet or <http://www.lancashire.gov.uk/schools>

Parents in any doubt over the distance between home and school for the provision of transport are asked to check with their local Area Education Office. This may be particularly relevant if you live close to a county border.

Unity College

Unity College
Towneley Holmes
Burnley BB11 3DF
01282 683 010

11-16 Mixed Comprehensive
Head: Ms J Richardson
Number on Roll January 2025: 1420
Admission Number: 300

Information relating to Autumn Term 2025 Year 7 Admissions:

Total parental preferences (considered equally)	1st	222
	2nd	190
	3rd	287
Total preferences received:		699

This is a Foundation school. *Please contact the school for full admission details.*

SUMMARY OF POLICY ▼

If the college is oversubscribed, then the following admissions criteria will be applied to decide which children should be offered the available places. Please complete the supplementary information form available from the school.

The criteria below are in priority order.

1. Children in public care and those who have been previously looked after. This criteria also includes looked after children and all previously looked after children who appear (to the admission authority) to have been in state care outside of England and ceased to be in state care as a result of being adopted, then
2. Children for whom the college accepts that there are exceptional medical, social or welfare reasons which are directly relevant to the college; then
3. Children of current employees of the school who
 - (a) have had a permanent contract prior to the admissions deadline or
 - (b) with immediate effect if the member of staff is recruited to fill a post for which there is a demonstrable skills shortage; then
4. Children with older brothers or sisters attending the college when the younger child will start; then
5. Children living within the college's outer geographical priority area; then
6. Children living within the college's inner geographical priority; then
7. Children with older brothers or sisters who have completed their secondary education at Unity College within the last two academic years (please ensure you state this on your application form with the name and date of birth of the sibling that has left).
8. Children living outside the college's geographical priority area.

The distance criterion which will be used as the tie breaker if there is oversubscription within any of the admission criteria is a straight line (radial) measure. If the college is unable to distinguish between applicants using the published criteria (e.g., twins or same block of flats) places will be offered via a random draw. The distance measure is a straight line (radial) measure from the centre of the college building to centre of the house or accommodation that the child resides in.

GEOGRAPHICAL PRIORITY AREA ▼

Outer Geographical Priority Area

This area included the civil parishes of Briercliffe, Worsthorne with Hurstwood, Cliviger and Habergham Eaves

Inner Geographical Priority Area

This area includes central Burnley, including the Lowerhouse, Rosegrove, Rosehill, Burnley Wood, Stoneyholme, Danehouse, Burnley Lane and Heasandford districts.

A map showing the Inner and Outer Geographical Areas is available on the school website.

TRANSPORT ▼ Please see *Information for Parents* booklet or <http://www.lancashire.gov.uk/schools>

Parents in any doubt over the distance between home and school for the provision of transport are asked to check with their local Area Education Office. This may be particularly relevant if you live close to a county border.

Sir John Thursby College

Sir John Thursby College
Eastern Avenue
Burnley BB10 2AT
01282 682313

11-16 Mixed Comprehensive
Head: Mr M Renshaw
Number on Roll January 2025: 1118
Admission Number: 225

Information relating to Autumn Term 2025 Year 7 Admissions:

Total parental preferences (considered equally)	1st	245
	2nd	112
	3rd	144
Total preferences received:		501

Initial allocation under each criterion:	
Education, Health & Care Plan	5
Looked after children	1
Services Pupil Premium	0
In GPA with sibling	83
Inner GPA	136
Outer GPA	0
Outside GPA with sibling	0
Outside GPA	0
Total	225

This is a Foundation school. *Please contact the school for full admission details.*

SUMMARY OF POLICY ▼

If the school is oversubscribed, then the following admission criteria will be applied to decide which children should be offered the available places. The criteria below are in priority order:

- All looked after children and previously looked after children at the time when preferences are expressed; This criteria also includes looked after children and all previously looked after children who appear (to the admission authority) to have been in state care outside of England and ceased to be in state care as a result of being adopted; then
- Children for whom the Governors accepts there are exceptionally strong medical, social or welfare reasons for admission, which are directly relevant to the school; then
- Children living within the school's geographical priority area with older brothers and sisters in attendance at the school at the time of transfer; then
- Children living within the school's inner geographical priority area; then
- Children living in the school's outer geographical priority area; then
- Children living outside of the school's geographical priority areas with older brothers and/or sisters in attendance at the school at the time of transfer.
- Children living outside of the school's geographical priority areas.

Where there are more applicants for the available places within a category, then the distance between the Ordnance Survey address points for the college and the home measured in a straight line will be used as the final determining factor, nearer addresses having priority over more distant ones. This address point is within the body of the property and usually located at its centre. Where the cut-off point is for addresses within the same building, then the single measure between address points will apply and the Local Authority's system of a random draw will determine which address(es) receive the offer(s).

The Geographical Priority Area for Sir John Thursby Community School ▼

Inner Geographical Priority Area

This area includes central Burnley, including the Lowerhouse, Rosegrove, Rosehill, Burnley Wood, Stoneyholme, Danehouse, Burnley Lane and Heasandford districts

Outer Geographical Priority Area

This area includes the civil parishes of Briercliffe, Worsthorne with Hurstwood, Cliviger and Habergham Eaves

Maps showing the Inner and Outer Geographical Areas is available on the school website.

TRANSPORT ▼ Please see *Information for Parents* booklet or <http://www.lancashire.gov.uk/schools>

Parents in any doubt over the distance between home and school for the provision of transport are asked to check with their local Area Education Office. This may be particularly relevant if you live close to a county border.

Burnley High School

Burnley High School

Byron Street
Burnley BB12 6NX
01282 681950
Email: hello@burnleyhigh.com
Website: www.burnleyhigh.com

11-16 Mixed Secondary Free School
Executive Headteacher: Miss E Lewis
Number on Roll January 2025: 621
Admission Number: 120

Information relating to Autumn Term 2025 Year 7 Admissions:

Total parental preferences (considered equally)	1st	130	Initial allocation under each criterion:	
	2nd	245	Education, Health & Care Plan	2
	3rd	236	Looked After Children	2
			Servies Pupil Premium	0
			Parent Group List	0
			Siblings	29
Total preferences received:		611	Children of Staff	0
			Straight Line Distance	87
			Total	120

This is a Free school. Please contact the school for full admission details.

Burnley High School is a state-funded secondary school, which opened in September 2014.

SUMMARY OF POLICY ▼

All parents/carers must read and agree to the Burnley High School Parent Agreement

Where the number of applications for admission is greater than the published admission number, applications will be considered using oversubscription criteria, a summary of which is as follows:

After the admission of students with a **Statement of Special Educational Needs/EHC Plan** where Burnley High School is named on the statement, the criteria will be applied in the order in which they are set out below:

- 1) Looked after children or a child who was previously looked after, but immediately after being looked after became subject to an adoption, child arrangement order, or special guardianship order or those children who appear to the school to have been in state care outside of England and ceased to be in state care as a result of being adopted, then
- 2) Children on the Parent Group list. As Burnley High School was created through the Free School process, dispensation has been granted from the Secretary of State to prioritise the admission of children whose parents made a significant contribution to the application, set up and running of the school, as set out in Charity Law.
- 3) Applications for siblings.
- 4) Children of staff employed at Burnley High School for 2 or more years at the time at which the application for admission(s) is made and/or the member of staff has been recruited to fill a post where there is a demonstrable skill shortage.
- 5) Straight line distance (radial) between the child's home address and BHS.

Please note children with a statement of special educational needs naming Burnley High School in particular will be admitted before all other applicants. Admission numbers will be adjusted to take this into account before the remaining places are offered to other applicants.

This process will be independently verified.

Where there are more applicants for the available places within categories 1 – 4, then the straight-line distance as described in 5 will be used as the final determining factor, nearer addresses having priority over more distant ones. If oversubscription occurs, and home to school distance is equal, rank order will be determined by BHS using a random number generator.

TRANSPORT (YEARS 7-11) ▼ Please see *Information for Parents* booklet or <http://www.lancashire.gov.uk/schools>

Parents in any doubt over the distance between home and school for the provision of transport are asked to check with their local Area Education Office. This may be particularly relevant if you live close to a county border.

Marsden Heights Community College

Marsden Heights Community College
Edge End Lane
Nelson BB9 0PR
01282 683060

11-16 Mixed Comprehensive
Head: Mr J Delve
Number on Roll January 2025: 1049
Admission Number: 210

Information relating to Autumn Term 2025 Year 7 Admissions:

Places available:		210	Initial allocation under each criterion:	
Total parental preferences (considered equally)	1st	230	Education, Health & Care Plan	6
	2nd	149	Looked After Children	3
	3rd	106	Social/Medical/Welfare	0
			Services Pupil Premium	0
Total preferences received:			In GPA with sibling	81
			In GPA no sibling	120
			Out GPA with sibling	0
			Out GPA no sibling	0
			LA Allocated	0
			Total	210
		485		

SUMMARY OF POLICY ▼ *This is an Academy*

When a secondary school is oversubscribed, the following priorities apply in order:

- 1 Children who are "Looked after" by a Local Authority, or a child who was previously looked after but immediately following being looked after were subject to an adoption or residency order, including those from outside of England
- 2 Children for whom the Governors accept that there are exceptional medical, social or welfare reasons which are directly relevant to the college.
- 3 Children living within the college's geographical priority area with older brothers or sisters attending the college at the time of transfer.
- 4 Children living within the college's geographical priority area.
- 5 Children living outside the college's geographical priority area with older brothers or sisters still attending the college at the time of transfer.
- 6 Children living outside the college's geographical priority area.

Tie Breaker

Where there are more applicants for the available places within a category, then the distance between the Ordnance Survey address points for the college and the home measured in a straight line will be used as the final determining factor, nearer addresses having priority over more distant ones. This address point is within the body of the property and usually located at its centre. Where the cut-off point is for addresses within the same building, then the single measure between address points will apply and the Local Authority's system of a random draw will determine which address(es) receive the offer(s).

GEOGRAPHICAL PRIORITY AREA ▼

This area includes Brierfield, South Nelson and Southfield.

The southern perimeter of the priority area is the border with Burnley. The perimeter follows the M65 north/north west until Junction 13 then crosses to the Brierfield side of the motorway at Scotland Road, and then turns up the A56, Leeds Road. It then turns east to follow the length of the centre of Barkerhouse Road, crosses Southfield Lane and follows the centre of Delves Lane to Float Bridge. All residential addresses under Barkerhouse Road and Delves Lane and within the defined area are included in this priority area. The perimeter line then heads south down the centre of Back Lane until it meets the border with Burnley.

TRANSPORT ▼ Please see *Information for Parents* booklet or <http://www.lancashire.gov.uk/schools>

Parents in any doubt over the distance between home and school for the provision of transport are asked to check with their local Area Education Office. This may be particularly relevant if you live close to a county border.

Colne Park High School

Colne Park High School
Venables Avenue
Colne BB8 7DP
01282 865200

11-16 Academy
Head: Mrs C Eulert
Number on Roll January 2025: 1036
Admission Number: 215

Information relating to Autumn Term 2025 Year 7 Admissions:

Places available:		215
Total parental preferences (considered equally)	1st	184
	2nd	102
	3rd	127
Total preferences received:		413

SUMMARY OF POLICY ▼ This is an Academy. Please contact www.park-high.co.uk for full admission details.

Colne Park High School is a school serving its local community. Children will be admitted to the school in the following priority order:

- A 'looked after child' or a child who was previously looked after, but immediately after being looked after became subject to an adoption, child arrangement order, or special guardianship order or those children who appear to this admission authority to have been in state care outside of England and ceased to be in state care as a result of being adopted, then
- Children for whom the Board of Trustees accepts that there are exceptional medical, social or welfare reasons which are directly relevant to the school concerned, then
- Children living in the school's geographical priority area who will have a sibling in attendance at the school at the time of transfer, then
- Children who have attended for the whole of Year 5 in a primary school that is part of The PENNINE Trust before the closing date for application, then
- Children of current employees of the school who have had a permanent contract for at least two years prior to the admissions deadline or with immediate effect if the member of staff is recruited to fill a post for which there is a demonstrable skills shortage, then
- Children living within the school's geographical priority area, then
- Children living outside of the school's geographical priority area who will have a sibling in attendance at the school at the time of transfer, then
- Children living outside of the school's geographical priority area.

Tie Breaker

The distance criterion which will be used as the tie-breaker if there is oversubscription within any of the admission criteria is a straight line (radial) measure. If the Board of Trustees is unable to distinguish between applicants using the published criteria (e.g., twins or same block of flats), places will be offered via a random draw. The distance measure is a straight line (radial) measure centre of building (home) to centre of building (school).

This area includes Foulridge, North Colne, Laneshaw Bridge and Trawden.

GEOGRAPHICAL PRIORITY AREA ▼

The south and east perimeter of the priority area is the border with Burnley, Calderdale, Bradford and North Yorkshire.

The perimeter runs up the centre of Back Lane and continues up the centre of Southfields Lane and Lenches Road as far as Colne Water. It follows the underside of Colne Water to Coal Pitt Lane and crosses Colne Water heading north up the centre of Carry Lane to the B6250, Keighley Road. It continues briefly west down the centre of the road and then turns north up the centre of the A56, Skipton Road. At the junction with Windsor Street it heads west along the centre of Windsor Street, North Valley Road and Vivary Way until adjacent to Hiers House Lane. The perimeter then heads north-west up the centre of the lane and continues across Red Lane to Barnoldswick Road.

It follows the east side of the road and continues north east under Standing Stone Lane before heading north over the reservoir on the west side of High Lane. It then turns east under White House Farm and heads north on the west side of the lane leading to Mill Hill Bridge. It goes over the top of the lane and crosses the Leeds and Liverpool Canal between Mill Hill Bridge and Hatters Bridge and continues eastwards to the A56, Colne Road over Great Hague. The perimeter then heads briefly south and then east towards Kelbrook Wood before turning south briefly again and then going north east over the lanes leading to the North Yorkshire border. This area includes the parish of Foulridge.

Parents should note that the school does have pupils on roll who live outside of the stated priority area. Details of admission are available from the school.

TRANSPORT ▼ Please see *Information for Parents* booklet or <http://www.lancashire.gov.uk/schools>

Parents in any doubt over the distance between home and school for the provision of transport are asked to check with their local Area Education Office. This may be particularly relevant if you live close to a county border.

Colne Primet Academy

Colne Primet Academy

Dent Street
Colne BB8 8JF
01282 863970
www.colneprimet.co.uk

11-16 Academy
Head: Mrs J Pilkington
Number on Roll January 2025: 863
Admission Number: 210

Information relating to Autumn Term 2025 Year 7 Admissions:

Total parental preferences (considered equally)	1st	101
	2nd	202
	3rd	270
Total preferences received:		573

This is an Academy. Please contact the academy for full admission details.

SUMMARY OF POLICY ▼

This area includes Barley, Blacko, Higherford, Barrowford, North Nelson and south/central Colne.

The criteria which are to be used to allocate places when the Academy is oversubscribed are:

1. Looked after children and those who have been previously looked after. This criteria also includes looked after children and all previously looked after children who appear (to the admission authority) to have been in state care outside of England and ceased to be in state car as a result of being adopted.
2. Children for whom the Trust accept that there are exceptional medical, social or welfare reasons which are directly relevant to the school concerned, then
3. Priority will next be given to children of staff employed by the school, in either of the following circumstances:
 - a) The staff member of staff has been employed by the school for two or more years at the time at which the application for admission to the school is made, or
 - b) The member of staff is recruited to fill a vacant post for which there is a demonstrable skill shortage.The above criteria applies to both teaching and support staff.
4. Priority will be given to children who attend Pendle Education Trust Primary schools.
5. Children living within the school's geographical priority area with older brothers or sisters attending the school when the younger child will start or will have younger siblings attending Primary school within the trust, then
6. Children living within the school's geographical priority area, then
7. Children living outside the school's geographical priority area with older brothers or sisters still attending the school when the younger child will start, then
8. Children living outside the school's geographical priority area.

Tie Break

In the case of 2 or more applicants that cannot be separated by the over subscription criteria outlined above, the school will use the distance between the school and a child's home as a tie breaker to decide between applicants. Priority will be given to children who live closest to the school. The distance measure is a straight line measurement (radial) between the applicant's home address points and the address point of the school (coordinates provided by ordnance survey data). A child's home address will be considered to be where he/she is resident for the majority of nights in a normal school week.

Where the distance between two children's homes and the school are the same, random allocation will be used to decide between them. This process will be independently verified.

GEOGRAPHICAL PRIORITY AREA ▼

The north-west perimeter of the priority area follows the border with Ribbles Valley from Barley Lane up to the A682, Gisburn Road.

The perimeter follows the centre of Gisburn Road south to Blacko and then heads east above the post office and Burnt House Farm to the east side of Barnoldswick Road. It then heads south to join Red Lane at the junction with Hiers House Lane and follows that centre of Hiers House Lane cutting straight across the B6247, Barrowford Road to the A6068, Vivary Way. The perimeter follows the north side of Vivary Way east onto North Valley Way and Windsor Street and heads south briefly following the east side of the A56, Skipton Road.

The perimeter then turns briefly east along the south side of the B6250, Keighley Road and continues south down Carry Lane until Colne Water. It then heads west along the underside of Colne Water as far as Lenches Road, follows the east side of Lenches Road and then Southfield Lane to Hill End and cuts across west/north west to

the intersection of Briercliff Avenue with the railway line. It continues under the railway line down to Bott House Lane and follows the centre of the lane to the A56, Leeds Road and follows the centre of this road south west to the junction with the A682, Scotland Road. It turns north-west up Scotland Road across Junction 13 of the M65 and follows the motorway in a south west direction before turning north west across Colne Water up the centre of Carr Hall Road.

At the junction with Wheatley Lane Road the perimeter crosses to Sandyhall Lane and follows the centre of the Lane, Ridge Lane, Barley New Road and Barley Lane until the border with Ribbles Valley.

TRANSPORT ▼ Please see *Information for Parents* booklet or <http://www.lancashire.gov.uk/schools>

Parents in any doubt over the distance between home and school for the provision of transport are asked to check with their local Area Education Office. This may be particularly relevant if you live close to a county border.

Pendle Vale College

Pendle Vale College
Oxford Road
Nelson BB9 8LF
01282 682240

11-16 Mixed Comprehensive
Head: Mr O Handley
Number on Roll January 2025:1044
Admission Number: 210

Information relating to Autumn Term 2025 Year 7 Admissions:

Places available:		210
Total parental preferences (considered equally)	1st	233
	2nd	212
	3rd	121
Total preferences received:		566

Initial allocation under each criterion:	
Education, Health & Care Plan	8
Looked After Children	4
Social/Medical/Welfare	0
In GPA with sibling	58
In GPA no sibling	98
Out GPA with sibling	11
Out GPA no sibling	31
LA Allocated	0
Total	210

SUMMARY OF POLICY ▼ *This is a Community School.*

1. Looked after children or a child who was previously looked after, but immediately after being looked after became subject to an adoption, child arrangement order, or special guardianship order or those children who appear to the school to have been in state care outside of England and ceased to be in state care as a result of being adopted, then,
2. Children for whom the Local Authority accepts that there are exceptional medical, social or welfare reasons which are directly relevant to the school concerned, then,
3. Children eligible for services premium, then,
4. Children living within the school's geographical priority area with older brothers or sisters attending the school when the younger child will start, then,
5. Children living within the school's geographical priority area, then,
6. Children living outside the school's geographical priority area with older brothers or sisters still attending the school when the younger child will start, then
7. Children living outside the school's geographical priority area.

The distance criterion will be used as the tie breaker if there is oversubscription within any of the admission criteria; it is a straight line (radial) measure.

If the Local Authority is unable to distinguish between applicants using the published criteria (eg. siblings, those living the same distance from home to school, or families residing in the same block of flats) places will be offered via a random draw.

The distance measure is a straight-line measurement (radial) between the applicant's home address and the address point of the school (co-ordinates provided by ordnance survey data).

GEOGRAPHICAL PRIORITY AREA ▼

This area includes Barley Green, Higham, Fence, Wheatley Lane, Lomeshaye, Central Nelson and Barrowford.

The western perimeter of the area is the border with Ribbles Valley from the centre of Barley Lane southwards and then eastwards between J12 and J13 of the M65. The perimeter then follows the M65 north eastwards past J13 to the end of the M65 J14. It turns south into White Walls Drive (A6068) and continues to the roundabout with Burnley Road (A56). From there it turns right into Burnley Road and turns left into Bott House Lane and immediately left into Hereford Road following the north side of the railway line. It then turns right going across country passing Bankfield House and Higher Knotts and emerging at The Nook. From The Nook it turns right into Southfield Lane and follows the centre of Southfield Lane. It then takes the left-hand fork into Back Lane, where it crosses Shelfield Lane and then it takes the next right to Float Bridge.

From Float Bridge it goes along Delves Lane following the centre of Delves Lane. It then turns left into Southfield Lane and immediately right into Barkerhouse Road following the centre of this road till it meets Leeds Road. It continues left into Leeds Road (A56) and it turns left again on to Holmes Street and immediately right on to Broadway (A682) and continues following the centre of Manchester Road (A682) to the roundabout with Churchill Way. It continues into Churchill Way and rejoins the boundary of the M65 at J12. It

follows the boundary of the M65 westbound till it meets the Burnley boundary at Heald Wood, then follows the Burnley boundary where it meets with the Ribble Valley boundary and follows the Ribble Valley boundary until it arrives at Barley Lane.

TRANSPORT ▼ Please see *Information for Parents* booklet or <http://www.lancashire.gov.uk/schools>

Parents in any doubt over the distance between home and school for the provision of transport are asked to check with their local Area Education Office. This may be particularly relevant if you live close to a county border.

West Craven High School

West Craven High School

Kelbrook Road
Barnoldswick
Colne BB18 5TB
01282 812292

11-16 Academy
Head: Mr J Bates
Number on Roll January 2025: 593
Admission Number: 165

Information relating to Autumn Term 2025 Year 7 Admissions:

Total parental preferences (considered equally)	1st	92
	2nd	36
	3rd	39
Total preferences received:		167

SUMMARY OF POLICY ▼ This is an Academy. Please contact the academy for full admission details

This area includes Barnoldswick, Earby and Kelbrook.

After the admissions of Children with an Education Health and Care Plan which names the school and where there are more applications submitted than places available priority for admission will be given to those children who meet the admissions criteria below.

1. Highest priority will be given to looked after children and all previously looked after children who apply for a place at the school. This includes children who appear to have been in state care outside of England and have ceased to be in state care due to being adopted
2. Priority will next be given to children on the basis of psychological, social, or medical need. For whom the trust accepts where professional evidence indicates that there are particular psychological, medical or social needs of the applicant should explain why the school is the most suitable or the only school capable of meeting all of their needs and the difficulties that would arise were the child to have to attend a different school. This evidence must be substantiated by at least two relevant qualified professionals who are currently providing direct care/support/treatment to the child on an ongoing basis in their professional capacity, according to the stated medical, psychological, or social needs e.g., a child or educational psychologist, a child psychiatrist, a general practitioner, an orthopaedic consultant, or social worker. Evidence from non-specialist teachers or professionals not qualified in the relevant area would not normally be deemed admissible without completing supplementary documentation. Supporting evidence to substantiate that the child has an exceptional medical, psychological need must be less than 6 months old and be provided at the time of application in written format.
3. Priority will next be given to children of staff employed by the school, in either of the following circumstances:
 - a) The member of staff has been employed by the trust for 2 or more years at the time at which the application for admission to the school is made, or
 - b) The member of staff is recruited to fill a vacant post for which there is a demonstrable skill shortage.
4. Children living within the school's geographical priority area with older brothers or sisters attending the school when the younger child will start or who have younger siblings attending Primary school within the Trust, then
5. Children living within the school's geographical priority area, then
6. Children living outside the school's geographical priority area with older brothers or sisters still attending the school when the younger child will start, then
7. Children living outside the school's geographical priority area below.

Tie Break

In the case of 2 or more applications that cannot be separated by the oversubscription criteria outlined above, the school will use the distance between the school and a child's home as a tie breaker to decide between applicants. Priority will be given to children who live closest to the school. The distance measure is a straight line measurement (radial) between the applicant's home address points and the address point of the school (coordinates provided by ordnance survey data). A child's home address will be considered to be where he/she is resident for the majority of nights in a normal school week.

Where distance between 2 children's homes and the school is the same, random allocation will be used between them. This process will be independently verified.

GEOGRAPHICAL PRIORITY AREA ▼

The perimeter of the priority area to the west, north and east is the border with Ribbles Valley and North Yorkshire.

From the east border the perimeter follows the centre of Gisburn Road down to Blacko and turns east over the Post Office and Burnt House Farm to the east side of Barnoldswick Road. It heads north and follows the underside of Standing Stone Lane then turns north over the reservoir. It heads east under White House Farm then north staying on the west side of the lane leading to Mill Hill Bridge. It crosses the Leeds and Liverpool Canal between Mill Hill Bridge and Hatters Bridge continuing eastwards to the A56, Colne Road over Great Hague.

The perimeter turns briefly south then east towards Kelbrook Wood then south briefly again and finally north east towards the North Yorkshire border over the lanes leading to North Yorkshire.

TRANSPORT ▼ Please see *Information for Parents* booklet or <http://www.lancashire.gov.uk/schools>

Parents in any doubt over the distance between home and school for the provision of transport are asked to check with their local Area Education Office. This may be particularly relevant if you live close to a county border.

Saints John Fisher and Thomas More Roman Catholic High School

**Saints John Fisher and Thomas More
Roman Catholic High School**
Gibfield Road
Colne BB8 8JT
01282 865299

11-16 Mixed Comprehensive
Head: Mr Paul Dugdale
Number on Roll January 2025: 822
Admission Number: 180

Information relating to Autumn Term 2025 Year 7 Admissions:

Total parental preferences (considered equally)	1st	165
	2nd	197
	3rd	178
Total preferences received:		540

SUMMARY OF POLICY ▼ This is an Academy. *Please contact the school for full admission details.*

1. Catholic children who are looked after; or who were previously looked after, but immediately after being looked after became subject to an adoption, child arrangement order, or special guardianship order; or those children who appear to the school to have been in state care outside of England and ceased to be in state care as a result of being adopted
2. Baptised Roman Catholic pupils
 - a) living in contributory parishes and attend an associated Roman Catholic Primary School
 - b) living in contributory parishes
 - c) attending an associated Roman Catholic Primary School
 - d) who have a sibling at the school
 - e) in a Roman Catholic Primary School
 - f) Not in any of the 5 sub-categories above
3. Other children who are looked after; or who were previously looked after, but immediately after being looked after became subject to an adoption, child arrangement order, or special guardianship order; or those children who appear to the school to have been in state care outside of England and ceased to be in state care as a result of being adopted
4. The children of staff of Ss John Fisher & Thomas More RCHS – who have been permanently employed at the school for two or more years at the time of application is made and/or the member of staff is recruited to fill a vacant post for which there is a demonstrable skill shortage 5. Children associated to a Church which is in full membership of Churches Together in England or the Evangelical Alliance
 - a) Who have a parent/guardian who worships in a Church which is in full membership of Churches Together in England or the Evangelical Alliance
 - b) Who have been baptised in a Church which is in full membership of Churches Together in England or the Evangelical Alliance
5. Siblings of children in years 8-11 on the date of admission to Ss John Fisher & Thomas More RCHS.
6. Other children in associated Primary Schools
7. Children who have proven exceptional medical or social needs where admission to the school might best help satisfy those exceptional needs.
8. Other children.

Tie break

Where there are more applicants for the available places within a category, then the distance between the Ordnance Survey address points for the school and the home measured in a straight line will be used as the final determining factor, nearer addresses having priority over more distant ones. This address point is within the body of the property and usually located at its centre. Where two addresses have the same distance, or the cut-off point is for addresses within the same building, then the Local Authority's system of a random draw will determine which address(es) receive the offer(s)

Contributory Parishes:

St Joseph's (Barnoldswick)
St John Southworth (Nelson)
Parish of the Good Shepherd (which covers the territory of the former parishes of SS Peter & Paul, Barrowford; Sacred Heart, Colne; and Holy Saviour, Nelson)

Associated Primary Schools:

Holy Saviour RC Primary, Nelson
St John Southworth RC Primary, Nelson
Holy Trinity RC Primary, Brierfield
Sacred Heart RC Primary, Colne
St Joseph's RC Primary, Barnoldswick

TRANSPORT ▼ Please see *Information for Parents* booklet or <http://www.lancashire.gov.uk/schools>

Parents in any doubt over the distance between home and school for the provision of transport are asked to check with their local Area Education Office. This may be particularly relevant if you live close to a county border.

Alder Grange School

Alder Grange School
Calder Road
Rawtenstall BB4 8HW
01706 223171

11-18 Mixed Comprehensive
Head: Mrs J Griffiths
Number on Roll January 2025: 903
(Including 162 in Sixth Form)
Admission Number: 145

Information relating to Autumn Term 2025 Year 7 Admissions:

Places available:		145
Total parental preferences (considered equally)	1st	225
	2nd	165
	3rd	132
Total preferences received:		522

Initial allocation under each criterion:	
Education, Health & Care Plan	8
Looked After Children	5
Social/Medical/Welfare	0
Service Pupil Premium	3
In GPA with sibling	46
In GPA no sibling	89
Out GPA with sibling	0
Out GPA no sibling	0
LA Allocated	0
Total	151

SUMMARY OF POLICY ▼ *This is a Community School.*

1. Looked after children or a child who was previously looked after, but immediately after being looked after became subject to an adoption, child arrangement order, or special guardianship order or those children who appear to the school to have been in state care outside of England and ceased to be in state care as a result of being adopted, then,
2. Children for whom the Local Authority accepts that there are exceptional medical, social or welfare reasons which are directly relevant to the school concerned, then,
3. Children eligible for services premium, then,
4. Children living within the school's geographical priority area with older brothers or sisters attending the school when the younger child will start, then,
5. Children living within the school's geographical priority area, then,
6. Children living outside the school's geographical priority area with older brothers or sisters still attending the school when the younger child will start, then
7. Children living outside the school's geographical priority area.

The distance criterion will be used as the tie breaker if there is oversubscription within any of the admission criteria; it is a straight line (radial) measure.

If the Local Authority is unable to distinguish between applicants using the published criteria (eg. siblings, those living the same distance from home to school, or families residing in the same block of flats) places will be offered via a random draw.

The distance measure is a straight-line measurement (radial) between the applicant's home address and the address point of the school (co-ordinates provided by ordnance survey data).

GEOGRAPHICAL PRIORITY AREA ▼

This school mainly services the area of RAWTENSTALL - Crawshawbooth, Constable Lee, Oakley, Hall Carr, Loveclough and Rawtenstall town centre, Goodshaw, Balladen, and Townsend Fold, together with the Hamlets of Dunnockshaw and Clowbridge. This includes the area known as Higher Nutshaw Farm.

TRANSPORT (YEARS 7-11) ▼ Please see *Information for Parents* booklet or <http://www.lancashire.gov.uk/schools>

Parents in any doubt over the distance between home and school for the provision of transport are asked to check with their local Area Education Office. This may be particularly relevant if you live close to a county border.

The Valley Leadership Academy

The Valley Leadership Academy
Fearn Moss
Stacksteads
Bacup OL13 0TG
01706 873896

11-16 Academy
Head: Mr S Carey
Number on Roll January 2025: 589
Admission Number: 150

Information relating to Autumn Term 2025 Year 7 Admissions:

Places available:		150
Total parental preferences (considered equally)	1st	48
	2nd	37
	3rd	32
Total preferences received:		117

SUMMARY OF POLICY ▼ This is an Academy School which is part of Star Academies. Please contact the school for full admission details.

- 1) Looked after children or a child who was previously looked after, but immediately after being looked after became subject to an adoption, child arrangement order, or special guardianship order or those children who appear to the school to have been in state care outside of England and ceased to be in state care as a result of being adopted.
- 2) Children of staff employed at The Valley Leadership Academy for 2 or more years at the time at which the application for admission is made, and / or the member of staff has been recruited to fill a post where there is a demonstrable skill shortage.
- 3) Children with proven, exceptionally strong special, medical or social circumstances, which are directly relevant to attendance at The Valley Leadership Academy. Parents are responsible for providing the professional supporting evidence to the school by the closing date from a consultant, doctor, psychologist, social worker or from another relevant independent professional.
- 4) Children with older siblings attending The Valley Leadership Academy in Years 7 to 11 at the time of application and offer of a place.
- 5) All other children who live nearest from home to school.

Tie breaker:

Children who live nearest from home to school will receive priority for any criteria that are oversubscribed. If the distance between home and school is the same, which includes the same geographical property reference (such as a block of flats), random allocation is used as a tie-breaker. Lancashire County Council's School Admissions Team will undertake the random allocation process in the presence of a school representative at the Council Offices.

TRANSPORT ▼ Please see *Information for Parents* booklet or <http://www.lancashire.gov.uk/schools>

Parents in any doubt over the distance between home and school for the provision of transport are asked to check with their local Area Education Office. This may be particularly relevant if you live close to a county border.

Haslingden High School and Sixth Form

**Haslingden High School
and Sixth Form**
Broadway
Haslingden BB4 4EY
01706 215726

11-18 Mixed Comprehensive
Head: Mr R Clarke
Number on Roll January 2025: 1557
(Including sixth form)
Admission Number: 270

Information relating to Autumn Term 2025 Year 7 Admissions:

Places available:		270	Initial allocation under each criterion:	
Total parental preferences (considered equally)	1st	270	Education, Health & Care Plan	4
	2nd	236	Looked After Children	3
	3rd	183	Social/Medical/Welfare	0
			Service Pupil Premium	0
Total preferences received:			In GPA with sibling	52
			In GPA no sibling	135
			Out GPA with sibling	20
			Out GPA no sibling	61
			LA Allocated	0
			Total	275
		689		

SUMMARY OF POLICY ▼ *This is a Community School.*

1. Looked after children or a child who was previously looked after, but immediately after being looked after became subject to an adoption, child arrangement order, or special guardianship order or those children who appear to the school to have been in state care outside of England and ceased to be in state care as a result of being adopted, then,
2. Children for whom the Local Authority accepts that there are exceptional medical, social or welfare reasons which are directly relevant to the school concerned, then,
3. Children eligible for services premium, then,
4. Children living within the school's geographical priority area with older brothers or sisters attending the school when the younger child will start, then,
5. Children living within the school's geographical priority area, then,
6. Children living outside the school's geographical priority area with older brothers or sisters still attending the school when the younger child will start, then
7. Children living outside the school's geographical priority area.

The distance criterion will be used as the tie breaker if there is oversubscription within any of the admission criteria; it is a straight line (radial) measure.

If the Local Authority is unable to distinguish between applicants using the published criteria (eg. siblings, those living the same distance from home to school, or families residing in the same block of flats) places will be offered via a random draw.

The distance measure is a straight-line measurement (radial) between the applicant's home address and the address point of the school (co-ordinates provided by ordnance survey data).

GEOGRAPHICAL PRIORITY AREA ▼

This school mainly services the area of HASLINGDEN - Haslingden, Helmshore, Rising Bridge, Edenfield, Stubbins, Turn, Chatterton and Strongstry.

TRANSPORT (YEARS 7-11) ▼ Please see *Information for Parents* booklet or <http://www.lancashire.gov.uk/schools>

Parents in any doubt over the distance between home and school for the provision of transport are asked to check with their local Area Education Office. This may be particularly relevant if you live close to a county border.

Whitworth Community High School

Whitworth Community High School
Hall Fold
Whitworth OL12 8TS
01706 343218

11-16 Mixed Comprehensive
Head: Mr Andrew Oliver
Number on Roll January 2025: 651
Admission Number: 130

Information relating to Autumn Term 2025 Year 7 Admissions:

Places available:		130	Initial allocation under each criterion:	
Total parental preferences (considered equally)	1st	195	Education, Health & Care Plan	4
	2nd	78	Looked After Children	6
	3rd	51	Social/Medical/Welfare	0
			Service Pupil Premium	0
Total preferences received:			In GPA with sibling	33
			In GPA no sibling	57
			Out GPA with sibling	15
			Out GPA no sibling	20
			LA Allocated	0
			Total	135
		324		

SUMMARY OF POLICY ▼ *This is a Community School.*

1. Looked after children or a child who was previously looked after, but immediately after being looked after became subject to an adoption, child arrangement order, or special guardianship order or those children who appear to the school to have been in state care outside of England and ceased to be in state care as a result of being adopted, then,
2. Children for whom the Local Authority accepts that there are exceptional medical, social or welfare reasons which are directly relevant to the school concerned, then,
3. Children eligible for services premium, then,
4. Children living within the school's geographical priority area with older brothers or sisters attending the school when the younger child will start, then,
5. Children living within the school's geographical priority area, then,
6. Children living outside the school's geographical priority area with older brothers or sisters still attending the school when the younger child will start, then
7. Children living outside the school's geographical priority area.

The distance criterion will be used as the tie breaker if there is oversubscription within any of the admission criteria; it is a straight line (radial) measure.

If the Local Authority is unable to distinguish between applicants using the published criteria (eg. siblings, those living the same distance from home to school, or families residing in the same block of flats) places will be offered via a random draw.

The distance measure is a straight-line measurement (radial) between the applicant's home address and the address point of the school (co-ordinates provided by ordnance survey data).

GEOGRAPHICAL PRIORITY AREA ▼

This school mainly services the area of WHITWORTH – Whitworth, Broadley, Leavengreave and Shawforth.

Parents should note that the above school does have pupils on roll who live outside the stated priority area. Details of admissions are available from the school.

TRANSPORT ▼ Please see *Information for Parents* booklet or <http://www.lancashire.gov.uk/schools>

Parents in any doubt over the distance between home and school for the provision of transport are asked to check with their local Area Education Office. This may be particularly relevant if you live close to a county border.

All Saints' Roman Catholic High School

All Saints' Roman Catholic High School

Haslingden Road
Rawtenstall BB4 6SJ
01706 213693
office@allsaintshigh.lancs.sch.uk

11-16 Academy
Head: Mrs F Lord
Number on Roll January 2025: 501
Admission Number: 100

Information relating to Autumn Term 2025 Year 7 Admissions:

Total parental preferences (considered equally)	1st	100
	2nd	181
	3rd	184
Total preferences received:		465

Initial allocation under each criterion:	
A baptised Catholic 'looked after child' or a baptised Catholic child who was previously looked after but immediately after being looked after became subject to an adoption, child arrangements or special guardianship order, including those who appear to this admission authority to have been in state care outside of England and ceased to be in state care as a result of being adopted	0
Baptised Catholic children who have a sibling in the school at the time of application and admission	12
Baptised Catholic children from Partner Primary Schools	25
Other baptised Catholic children	1
A 'looked after child' or a child who was previously looked after but immediately after being looked after became subject to an adoption, child arrangements or special guardianship order, including those who appear to this admission authority to have been in state care outside of England and ceased to be in state care as a result of being adopted	4
Non Catholic children who have a sibling in the school at the time of application and admission.	12
Children with a parent or carer who has been employed at the school for a minimum of two years prior to the closing date for applications.	0
Non Catholic children from the Partner Primary Schools.	30
Children with a parent/carers who regularly worships in a church which is in full membership of Churches Together in England or the Evangelical Alliance. Confirmation in writing from an appropriate Minister of Religion is required as evidence	1
Non Catholic children attending any other Catholic school	0
Any Other Pupils.	20

This is a Voluntary Academy, part of the Romero Catholic Academy Trust. *Please contact the school for full admission details.*

SUMMARY OF POLICY ▼

1. A baptised Catholic 'looked after child' or a baptised Catholic child who was previously looked after but immediately after being looked after became subject to an adoption, child arrangements or special guardianship order, including those who appear to this admission authority to have been in state care outside of England and ceased to be in state care as a result of being adopted.
2. Baptised Catholic children who have a sibling in the school at the time of application and admission
3. Baptised Catholic children from the Primary Schools shown below.
4. Other baptised Catholic children.
5. A 'looked after child' or a child who was previously looked after but immediately after being looked after became subject to an adoption, child arrangements or special guardianship order, including those who appear to this admission authority to have been in state care outside of England and ceased to be in state care as a result of being adopted.
6. Non-Catholic children who have a sibling in the school at the time of application and admission.
7. Children with a parent or carer who has been employed v at the school for a minimum of two years prior to the closing date for applications.
8. Non-Catholic children from the Primary Schools shown below.
9. Children with a parent/carer who regularly worships in a church which is in full membership of Churches Together in England or the Evangelical Alliance. Confirmation in writing from an appropriate Minister of Religion is required as evidence.
10. Non-Catholic children attending any other Catholic school.
11. Any Other Pupils.

The distance criterion will be used as the tie breaker if there is oversubscription within any of the admission criteria; it is a straight line (radial) measure.

If Governors are unable to distinguish between applicants using the published criteria (e.g. siblings, those living the same distance from home to school, or families residing in the same block of flats) places will be offered via a random draw.

The distance measure is a straight-line measurement (radial) between the applicant's home address points and the address point of the school (co-ordinates provided by ordnance survey data).

St Mary's RC Primary School, Haslingden
St Veronica's RC Primary School, Helmshore
St James-the-Less RC Primary School, Rawtenstall
St Peter's RC Primary School, Newchurch
St Joseph's RC Primary School, Stacksteads
St Mary's RC Primary School, Bacup
Our Lady & St. Anselm's RC Primary School, Whitworth

TRANSPORT (YEARS 7-11) ▼ Please see *Information for Parents* booklet or <http://www.lancashire.gov.uk/schools>

Parents in any doubt over the distance between home and school for the provision of transport are asked to check with their local Area Education Office. This may be particularly relevant if you live close to a county border.

Bacup and Rawtenstall Grammar School

Bacup and Rawtenstall Grammar School
Glen Road
Waterfoot, Rossendale, BB4 7BJ
01706 234500
www.brgs.org.uk

11-18 Mixed Grammar
Head: Mr J Johnstone
Number on Roll January 2025: 1056
(Including sixth form)
Admission Number: 180

Information relating to Autumn Term 2025 Year 7 Admissions:

Total parental preferences (considered equally)	1st	219
	2nd	108
	3rd	78
Total preferences received:		405

This is a Star Academy

Please contact the academy for full admission details

SUMMARY OF POLICY ▼

Year 7 Admission for Bacup and Rawtenstall Grammar School

The published admission number is 180. As a designated Grammar School, the school is allowed to select its entire intake on the basis of high academic ability. Bacup and Rawtenstall Grammar School does not have to fill all places if applicants have not reached the required standard within the selection procedure.

Oversubscription criteria

1. Looked after children or a child who was previously looked after, but immediately after being looked after became subject to an adoption, child arrangement order, or special guardianship order or those children who appear to the school to have been in state care outside of England and ceased to be in state care as a result of being adopted.
2. Children attending Area 1 primary schools ranked in order of overall entrance examination mark – schools listed below.
3. Children attending Area 2 primary schools ranked in order of overall entrance examination mark – schools listed below.
4. Children of staff employed at Bacup and Rawtenstall Grammar School for 2 or more years at the time at which the application for admission is made, and / or the member of staff has been recruited to fill a post where there is a demonstrable skill shortage.
5. All other children ranked in order of overall entrance examination mark.

Tie-breaker

Where two (or more) children have the same ranking and consideration of the above area priorities has already been applied, then the children who live nearest from their home address to the school are given priority. This distance is measured using the postal address of the school, in a direct line to the actual address for the child's home.

If the distance between home and school is the same, which includes the same geographical property reference (such as a block of flats), random allocation is used as a tie-breaker. Lancashire County Council's School Admissions Team will undertake the random allocation process in the presence of a school representative.

For the purposes of this policy, attendance at an Area 1 or 2 primary school is defined as being for the duration of year 6, as a minimum.

Area 1 primary schools are as follows:

Balladen Primary, Rawtenstall
Britannia Community Primary, Bacup
St. Paul's CE Primary, Rawtenstall
Crawshawbooth Primary, Crawshawbooth
Holy Trinity CE Primary, Stacksteads
Newchurch CE Primary, Newchurch
Northern Primary, Bacup
Sharneyford Primary, Bacup
St. Anne's Edgeside CE, Waterfoot

St. James the Less RC Primary, Rawtenstall
St. Joseph's RC Primary, Stacksteads
St. Mary's CE Primary, Rawtenstall
St. Mary's RC Primary, Bacup
St. Peter's RC Primary, Newchurch
St. Saviour's Community Primary, Bacup
Thorn Primary, Bacup
Water Primary, Rossendale
Waterfoot Primary, Waterfoot

Area 2 primary schools are as follows:

Broadway Primary, Haslingden
Edenfield CE, Edenfield
Haslingden Primary, Haslingden
Helmshore Primary, Helmshore
Our Lady & St Anselm's RC Primary,
Whitworth
St. Bartholomew's CE Primary, Whitworth
St. James CE Primary, Haslingden

St. John's Stonefold CE Primary, Accrington
St. John with St. Michael CE Primary,
Shawforth
St. Mary's RC Primary, Haslingden
St. Veronica's RC Primary, Helmshore
Stubbins Primary, Stubbins
Tonacliffe Primary, Whitworth

TRANSPORT ▼ Please see *Information for Parents* booklet or <http://www.lancashire.gov.uk/schools>

Parents in any doubt over the distance between home and school for the provision of transport are asked to check with their local Area Education Office. This may be particularly relevant if you live close to a county border.



ATYPICAL ADMISSIONS - THIS 14-19 SCHOOL IS IN THE BLACKBURN WITH DARWEN BOROUGH COUNCIL AREA

Darwen Aldridge Enterprise Studio

Darwen Aldridge Enterprise Studio

19 - 21 Police Street

Darwen

BB3 1AF

01254 819567

www.daestudio.biz

This is a studio school.

Studio schools are academies for 14 to 19 year olds that offer mainstream academic and vocational qualifications but teach them in a practical and project-based way.

School Overview

Darwen Aldridge Enterprise Studio is a 13-19 mainstream Studio School located in the centre of Darwen. Pupils can apply to join in Year 9, Year 10 and Year 12.

The capacity of the school is 300 students, with 50 in each of Years 9, 10 and 11, and 150 sixth form places.

If you would like further information or to discuss possible admission to Year 9 or above, please contact Darwen Aldridge Enterprise Studio direct on 01254 819567 or visit their website www.daestudio.biz

STAND OUT. SPECIALISE. SUCCEED AT THE STUDIO

ALDRIDGE EDUCATION

T-LEVEL

Available pathways for students joining us in Year 9

GCSE English Language + GCSE English Literature + GCSE Mathematics + GCSE Science Combined (2)

Plus ONE subject from EACH of the columns below...

GCSE Film Studies	GCSE Graphic Art	GCSE Photography
BTEC Level 2 Interactive Media & Gaming	BTEC Digital Information Technology	GCSE Computer Science
BTEC Level 2 Health & Social Care	GCSE Citizenship	BTEC Level 2 Child Development

Available pathways for students joining us in Year 12:

T-Level Media Broadcast Production triple Level 3 qualification 18hrs per week	AD⁶ Tailored learning paths give the option to choose from a wide range of courses, including A-levels, BTECs, and T-Levels, to create a study plan that fits your goals. D6 courses at DAES focus on our specialist subject areas.	A-Level Photography Level 3 qualification 5hrs per week
OR		A-Level Graphic Art Level 3 qualification 5hrs per week
T-Level Digital Production, Design & Development triple Level 3 qualification 18hrs per week		A choice of single A-Level or single BTEC from the wider D6 offer
OR		
T-Level Early Years Education triple Level 3 qualification 18hrs per week		

Darwen Aldridge Enterprise Studio, 19 Police Street, Darwen, BB3 1AF.
Telephone 01254 819567.
Head of School - Julie Green
Executive Principal - Colin Grand

If the cost of getting your child from home to school and back is a consideration or concern in making your school preferences, please check the Home to School Transport Policy carefully or discuss your child's possible entitlement with the Area Pupil Access Team.

In September 2026, free school transport will be provided as follows:

General Policy

To qualify for free home to school transport, children of compulsory school age are required to attend the nearest suitable school, where the home to school distance (based on the child's address) using the shortest route is over 2 miles for children up to the age of 8 years. At the start of the academic year, after the child's 8th birthday, a reassessment will take place as children 8 years and over will only qualify for transport assistance if the shortest route is over 3 miles.

For Lancashire families, schools outside of their GPA (Geographical Priority Area) and those in other Local Authorities and districts will be considered when assessing eligibility for assistance for transport to school.

For those pupils attending faith schools, the Council previously granted partial assistance with travel costs if the pupil attended the nearest school of their faith. Since September 2018 transport assistance is only available if a pupil attends their nearest school or academy and meets the distance criteria.

Please note; if parents decide to send their child to a school that is not their nearest suitable school, then they will be responsible for the cost of transporting their child to that school/academy.

National Extended Rights Policy (Low Income)

If your child does not qualify for transport under the general policy (above), a national policy provides extended rights to children who are eligible for free school meals or whose parents receive the maximum level of Working Tax Credit (WTC) i.e. reduction to the income must be £0.00 on your award notice. This policy provides transport for:

Primary Children – age 8 but under 11 years, transport will be provided to the nearest suitable school where that school is more than 2 miles from the child's home.

Secondary Children – transport to one of the 3 nearest suitable qualifying schools where the school is more than 2 but less than 6 miles from the child's home OR transport to the nearest suitable secondary school preferred because of your religion or belief for children whose parents adhere to that particular faith, if the school is between 2 and 15 miles from home.

Concessionary Travel

If your child is not eligible for free travel you may be able to purchase a season ticket if there are spare places on a school transport service. Please contact the School Traveline for advice on 0300 123 6738.

In some cases, it may be more cost effective for your child to travel on a public bus service and purchase a discounted period travel ticket direct from the bus operator.

You are strongly advised to visit our website for up to date information on the provision of any home to school transport or contact the Area Pupil Access Team (see contact details on page 1 for your nearest office).

For full details of the policy and general principles applying to free school transport please see our website www.lancashire.gov.uk/schools

This page is intentionally left blank



APPLY ONLINE

When you apply online at www.lancashire.gov.uk/schools you will:

- Receive an email acknowledgement when you press the submit button
- Be able to change your application up to the closing date
- Be able to view your offer on the offer date

Please remember to press the 'submit' button each time you view your online application, (even if no changes are made).

For office use

--	--	--	--	--	--	--	--	--	--

Apply online OR complete and return this form to your Area Education Office (see website/booklet for address)

Admission to Secondary Schools 2026-27

Application Form

THIS APPLICATION FORM IS FOR COMPLETION BY PARENTS RESIDENT IN LANCASHIRE.

Before completing this form all parents are strongly advised to read the secondary school admissions information on the Lancashire County Council webpages at www.lancashire.gov.uk/schools

If you need advice on how to complete an application please contact your Area Education Office

Part 1 – information about the child									
1	Name of child		Surname		Forename(s)				
2	Date of birth	Date	Month	Year	Boy	<input type="checkbox"/>	Girl	<input type="checkbox"/>	Twin / Triplet <input type="checkbox"/> (please tick)
3	Primary School				Tel No.				
4	(a) Name of parent(s)/guardian(s)								
	(b) Address								
	Postcode		Tel no						
	Email								
5	Which council charges Council Tax for the address where your child lives?								
6	If the child is not living permanently with the above parent(s) / guardian(s) please give:								
	(a) Name of person child usually lives with								
	(b) Address								
	Postcode		Tel No						
	Date when child started living with person at address in 6(b)								
If there is a shared parenting arrangement both parents must confirm the details at the outset at question 13 (part 2) of this form (see the secondary admission booklet, Section 2, paragraph H)									
7	Details of siblings who will be attending secondary school on 1 September 2026 (Brothers & sisters, stepchildren, half brothers & sisters, adopted & foster children living with the same family at the same address.)								
	Name	Date of Birth	School		Female <input type="checkbox"/>		Male <input type="checkbox"/>		

PTO

Part 2 – Additional Information					
8	Does the child have a final statement for special needs (EHC Plan)			Yes <input type="checkbox"/>	No <input type="checkbox"/>
Is the child known to an Educational Psychologist?				Yes <input type="checkbox"/>	No <input type="checkbox"/>
9	Do you consider your child to have a disability? <i>If yes, please give description</i>	Yes <input type="checkbox"/>	No <input type="checkbox"/>	Description	
10a	Is the child in care to any local authority?			Yes <input type="checkbox"/>	No <input type="checkbox"/>
10b	Was the child previously in care and now adopted?			Yes <input type="checkbox"/>	No <input type="checkbox"/>
10c	Is there a residence, guardianship or accommodation order?			Yes <input type="checkbox"/>	No <input type="checkbox"/>
Name of relevant Local Authority					
Name of Social Worker					
11	Is the child subject to a private fostering arrangement?			Yes <input type="checkbox"/>	No <input type="checkbox"/>
Contact agency			Tel No		
12	Does a parent / guardian work at any of your school preferences?			Yes <input type="checkbox"/>	No <input type="checkbox"/>
	Name		School		
	Name		School		
13	<p>Additional information to support your application may be provided here.</p> <p><i>This can be medical, social or welfare information relating to the pupil and / or the family. Evidence from an appropriate professional (e.g. doctor, health visitor, social worker) can be attached. Please continue on a separate sheet if necessary.</i></p> <p>Please do not include religious information in this section – see part 3 below *</p>				

Part 3 – Statement of Preferences					
<p>Please state clearly your 3 secondary preferences for the child. All secondary preferences will be considered equally. You are therefore strongly advised to use all 3 preferences and to name 3 different establishments.</p> <p>Where more than one offer would be possible, the school which has an available place and which you have ranked highest priority will become the single offer.</p> <p>Your list of preferences may include schools within or outside of Lancashire. Your preferences may include Community and Voluntary Controlled Schools, Voluntary Aided Schools, Free Schools, Foundation Schools and Academies.</p> <p>Independent / Private Schools must <u>not</u> be included.</p>					
<p>I / We, being the parent(s) / guardian(s) of the child named in part 1, would prefer him/her to be considered for admission to the following secondary schools / academies in <u>priority order</u>:</p>					
First					
Second					
Third					
* Do you have any religious affiliation?	Yes <input type="checkbox"/>	No <input type="checkbox"/>	Is your child baptised Catholic?	Yes <input type="checkbox"/>	No <input type="checkbox"/>
<p>If YES you should contact any Voluntary Aided or Foundation School which is included as a preference and obtain their supplementary information form (this is in addition to the formal application process).</p>					

14	Signature (s)	
<p>I / We have read the secondary school information for parents and certify that the information given on this form is correct. The Local Authority reserves the right to verify the information given on this form. Any offer of a place will be on the basis that the information provided is accurate.</p>		
Parent / Carer	Date	
Parent / Carer	Date	
<p>If you apply on a paper form it is your responsibility to ensure that this is submitted to the Local Authority by 31 October 2025. Please ask for a receipt.</p>		

Data Protection

Access to Education Entitlements

Data Protection:


In completing this form, you understand that Lancashire County Council has a requirement to process your personal data.

Purposes for processing

Lancashire County Council will only ever process your personal data where it has a clear lawful basis for doing so in full compliance with data protection legislation - UK GDPR and The Data Protection Act (2018).

We will ensure the security and confidentiality of your personal data at all times.

For our full privacy notice, please scan the QR Code or [access the document on line](#).



If you need a paper version of our privacy notice, please contact ECSPupilAccess.Central@lancashire.gov.uk to request a copy.

Timetable for Lancashire Secondary Admissions 2026/27

The arrangements for the transfer of pupils to secondary schools in September 2026 will, as far as possible, conform to the following timetable.

Monday 1 September 2025	Apply from this date at www.lancashire.gov.uk/schools (Please remember to press the 'submit' button every time you leave the online system)
Friday 31 October 2025	National closing date for secondary applications (statutory).
During this period all applications are processed and all preferences are considered against the published admissions policy. Where there are more applications than places available, decisions are made as to which children should be offered the available places. We will liaise and exchange information with all other admission authorities including neighbouring local authorities. The allocation and offer of a secondary school place is finalised.	
Monday 2 March 2026	Offers issued to parents*
Friday 13 March 2026	Deadline for requesting a place on the waiting list(s)
Week commencing 23 March 2026	Commence ranking of the waiting list
Monday 13 April 2026	Appeal deadline for Lancashire schools. Deadline for lodging appeals for Lancashire school's /1 st round of hearings.
Tuesday 16 June 2026	Appeals for Lancashire schools submitted by the deadline heard by an independent appeal panel

*** If you are not happy with an initial offer the appeals period starts from your receipt of the offer. Appeal information will be issued later as this allows some time for waiting lists to operate.**

****Appeals which we receive after the deadline will be slotted into the schedule where possible. We cannot guarantee this however, and late appeals may have to be heard after the agreed date at a second round of hearings. The schedule is subject to change depending upon the availability of appeal panel members, clerks, venue, etc.**

The closing date for applications is Friday 31 October 2025.

Does your child qualify for Free School Meals?

Are you claiming the free school meals to which you may be entitled?

School meals are nutritious, and you could save more than to £380 per year.

Your child's school will also receive over £1000 from the Government for every pupil in the school who is eligible for free school meals. This funding is called 'pupil premium' and can be used by the school to improve pupils' attainment.

Please register your eligibility - even if you don't want to take up the free meals - so that the school can access this extra funding.

To be eligible you must be receiving one of the benefits listed below:

- Universal Credit with a household income of less than £7,400 a year (after tax and not including any benefits you get)
- Income-Based Jobseekers' Allowance
- Income-Related Employment and Support Allowance
- Child Tax Credit, not entitled to Working Tax Credit and household income less than £16,190
- Support under part VI of the Immigration and Asylum Act 1999
- Guarantee element of State Pension Credit
- Income Support
- Working Tax Credit 'run on' – the payment you receive for a further four weeks after you finish work

Please note, you still need to register your child with us even if you have an older child already attending school and receiving free school meals.

When will I hear the outcome of my application?

If you applied online, you can log back into your application on **2 March 2026** to find out the school we have offered your child.

You should also receive an automated email after on 2 March confirming your school offer.

If you do not receive an email after, this could be due to a change in email address. Alternatively, your mail server has delayed the delivery of the email or sent it to your spam or junk mail folder.

You can log into the online application system without having received an alert.

If you applied on time using a paper form, we will post you an offer letter by second class post on 2 March 2026.

Unfortunately, offer information cannot be given out by phone.

**This booklet was prepared by the Pupil Access Team
September 2025**

NOTES

NOTES

NOTES



Catching the school bus

Please behave sensibly and responsibly when travelling to and from school for your own safety. If you misbehave you may have your travel pass taken away or be excluded from using school bus services.

1

Be at the stop 5 minutes before. Queue sensibly and keep well away from the kerb. Give a clear signal so the bus driver knows to stop. Make sure you are boarding the bus at the correct stop stated on your pass.

2

Pay your fare and try to have the correct change. Keep your ticket to show the inspector and/or for your return journey.

3

If you use a bus pass/season ticket, it must always be presented to the bus driver - allow time for it to be examined. Bus passes/season tickets are not transferable and should only be used on the service for which they are assigned.

4

If you cannot show a VALID pass/season ticket you must pay your fare. The information marked on the pass/season ticket must be clearly legible to the driver. Lost or damaged passes/season tickets can be replaced for a fee by contacting the county council on 0300 123 6738.

5

Misuse and fraudulent use of travel passes is treated very seriously and could lead to prosecution.

6

Take your seat, please wear a seat belt if one is provided. Don't take up more than one seat. Place bags in the luggage compartment/under your seat/on your knees. Don't place bags on seats or in the aisle.

7

If all seats are taken, you should stand sensibly behind the driver area and use grab rails where available. You should not stand adjacent to emergency exits, on staircases or upstairs on a double deck vehicle. Do not walk around during the journey.

8

Antisocial behaviour/damage to the bus or anyone's property/bullying on the bus, is taken very seriously and can be reported to the police. Please report incidents to the driver, a teacher or a parent. Do not throw anything whilst on the bus, at the bus or from the bus.

9

All bus and taxi services have No Smoking Policies including all e-cigarettes and vaping devices. Please be aware that vaping or smoking may result in sanctions and removal of your pass/season ticket.

10

Respect others at all times and never distract your driver.

11

Make sure you know which stop you are getting off at and to alert the driver by pressing the bell only once or asking them to stop at the next bus stop. Never override past the stops marked on your pass/season ticket. Overriding could lead to prosecution.

12

When leaving the bus please take the time to thank your bus driver.

13

Remember to take all of your belongings including any rubbish when you leave the bus.

14

Let the bus depart before crossing the road. Find a safe place to cross and remember: Stop, Look and Listen.

15

Do not text/use your mobile phone when crossing roads. Remove ear accessories to allow you to hear any oncoming traffic. Concentrate - often accidents happen due to a lack of concentration.

lancashire.gov.uk



Lancashire

County
Council



COUNCIL 08/24